

**Sew Creative & Colorful!
Lots of New & Exciting Exhibitors!**

Tucson Quilt, Craft & Sewing Festival

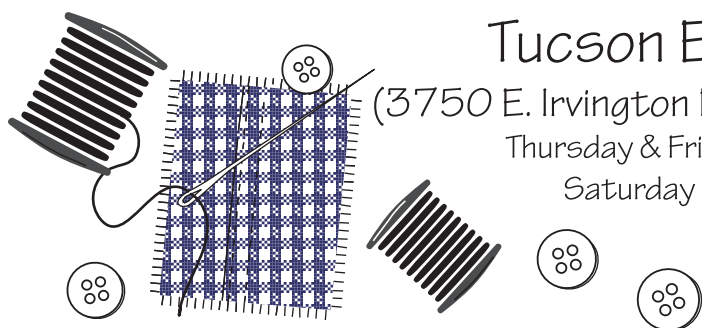
November 9-11, 2023

Tucson Expo Center

(3750 E. Irvington Road / I-10 / Exit 264)

Thursday & Friday (10 am - 5 pm)

Saturday (10 am - 4 pm)



PLATINUM SPONSORS

brother
at your side

JANOME
WHAT'S NEXT

**Handi
Quilter®**
Designed by a Quilter, for Quilters.®

WELCOME:

The Rusty Barn Promotion Group, Inc. welcomes you to the fourteenth annual Tucson Quilt, Craft & Sewing Festival at the Tucson Expo Center.

At our show you will find a wide variety of Sewing, Quilting, Needle-art and Craft supply exhibits from many quality local and national companies. In addition, you will have the opportunity to participate in one or more of the many "Make and Take" Workshops or FREE educational Seminars.

Your ticket is good all three days of the show — so please take your time and don't miss any of the exciting new products, techniques or educational ideas.

Rusty Barn Promotion Group, Inc.
Chris Butler and Eric Spillett
800-71 (RUSTY)

2022 South 2100 East, Suite 201
Salt Lake City, Utah 84108
rustybarn1@aol.com

SHOW RULES:

The following rules are established for everyone's comfort and safety. We hope these guidelines will help make this event as enjoyable as possible.

PLEASE DO NOT TOUCH - Please do not touch the displays. If you would like help with a display, please ask the exhibitor for assistance.

CHILDREN - Children **must** be supervised at all times by an adult. We do not recommend small children participate in the workshops.

FOOD-DRINKS-SMOKING - There will be no food or drinks permitted on the show floor, except in the concession areas. Smoking is **not** permitted anywhere in the building.

VIDEOS-PHOTOGRAPHS-SKETCHING - Photography, video taping, or sketching of the exhibitors' booths or merchandise is not permitted.

**FREE
COPY**

EXHIBITOR SEMINAR DESCRIPTIONS:

CREATE ENCHANTING CUSTOM FABRIC WITH WASHABLE TSUKINEKO INK

Joyce Teng (booth #232)
Have you ever wanted to transform a piece of dull, boring fabric into something original and luminous? Joyce's passion for fiber art has led her to discover innovative techniques for creating printed color images on fabric ranging from silk to cotton to polyester, and she is excited to share these techniques with you.

Classroom #2, 12:00 noon

FLORIANI BASIC START UP

Ashley Dell (booth #506)
Just starting your embroidery journey, returning to embroidery or just need a refresher. This class is for you! We will cover the basic stabilizers and tools you need. Learn about the why do we need to do that to get perfect embroidery?

Classroom #1, 1:00 pm

LEARN BASIC WOOL

Midway Wool / Jen Anderson (booth #125)
Come and enjoy a free "Make and Take" interactive class using wool. You will leave with a fun project and knowledge on how to get started on a wool project.

Classroom #2, 2:00 pm

MACHINE QUILTING WITH RULERS

Gina Perkes (booth #405)
Discover how to use rulers to easily finish your quilt tops using any machine type. Gina will share her techniques for success and designs for inspiration!

Classroom #2, 1:00 pm

MIA SU KIMONO JACKET

Bobbie Bergquist (booth #415)
How to make a beautiful Jacket with 5 basic pieces. 2 Fronts, 1 Back and 2 Sleeves, see 5 variations. Basic using single fabric, Amazing Poppies Panel, Strip Piecing fully lined,

Double Dragonfly stained-glass & Three Flamingo Jacket.

Classroom #2, 11:00 am

MOVE INTO QUILTING W/ SIX BASIC SHAPES!

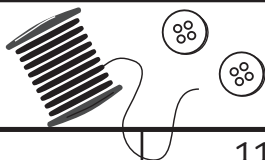
RaNae Merrill (booth #313)
Did you know that six basic shapes are the building blocks of all quilting patterns? Learn them with my fun and easy "quilting yoga" movements that your body already knows and instantly get into the quilting groove! Then learn how to combine these six shapes to create any quilting design. Quilters of all levels can use this quilting technique for either a domestic or longarm machine.

Classroom #1, 2:00 pm

NO TIME, NO TALENT!

Sue Purdy (booth #800)
Sue will demonstrate how to spray paint and sponge paint (using shaving cream) and

continued



FREE SEMINAR SCHEDULE: (Thursday, Friday and Saturday.)

	11:00 AM	12:00 Noon	1:00 PM	2:00 PM
Classroom 1	ASHLEY DELL QUILTERS SELECT	SUE PURDY NO TIME, NO TALENT!	ASHLEY DELL FLORIANI BASIC START UP	RANAE MERRILL MOVE INTO QUILTING W/ SIX BASIC SHAPES
Classroom 2	BOBBIE BERGQUIST MIA SU KIMONO JACKET	JOYCE TENG CREATE ENCHANTING CUSTOM FABRIC W/ WASHABLE TSUKINEKO INK	GINA PERKES MACHINE QUILTING WITH RULERS	MIDWAY WOOL / JEN ANDERSON LEARN BASIC WOOL

EXHIBITOR SEMINAR DESCRIPTIONS, Continued:


then iron on a sparkly design for texture. She will also demo doing a laser-cut applique. All No Time, No Talent!

Classroom #1, 12:00 noon

QUILTERS SELECT

Ashley Dell (booth #506)
Rulers, Rotary Cutters and More. Quilting is so much more than a blanket for your bed! Come and learn fun and easy quilting techniques that you can use in your next project.

Classroom #1, 11:00 am



EXHIBITOR MAKE & TAKE WORKSHOPS: *Sign up at the exhibitor booth for each workshop*

CHALK COUTURE / DIY PROJECT

Chalk Couture

Join us and experience our re-usable silk screen transfers and Chalkology paste to create a small project in minutes. Chalk Couture can have you creating your own cute project like a pro and we will show you how.

Booth #620, \$ 10.00

CREATE A FASHIONABLE LACE JEWELRY!

TSC Designs

Pick your choice of two TSC Design lace pieces that you will customize and decorate with fabric inks and glitter. One piece is for practice during the make and take workshop, and we'll give you another piece to take home and enjoy.

Booth #232, \$ 5.00

DESIGNER RIBBON KEY FOB

Patti Cakes Quilt Shop

Choose your ribbon and make a key fob on our heavy duty cotton webbing. Sew cute gift!

Booth #809, \$ 5.00

GNOMEN OR GNOMA, THE GNOME PINCUSHION

A Couple of Old Broads

Gnomes are trending and Gnomes or Gnoma will be the cutest pincushion on your sewing table. They are so quick and easy to make.

Booth #720, \$ 8.00

STAINED GLASS QUILT

Quilter's Treasure

Do you love the look of Stained Glass? Are you intimidated by appliqué? Now you can learn a quick, easy and fun way to make stained glass quilts! You will be able to convert stained

glass patterns and apply this simple technique. You no longer have to use raw edge, registration marks, paper piecing, reverse appliqué, satin stitching, fusible web, etc. Your quilts will be soft, not stiff. You will learn how to piece, stitch and quilt at the same time reducing your stitching by 50%! This workshop is fun for everyone, and appropriate for all levels. Kit includes, top, marbled fabric, Leadline, full size pattern, instructions.

Booth #415, \$ 7.00

UNIQUE COASTER

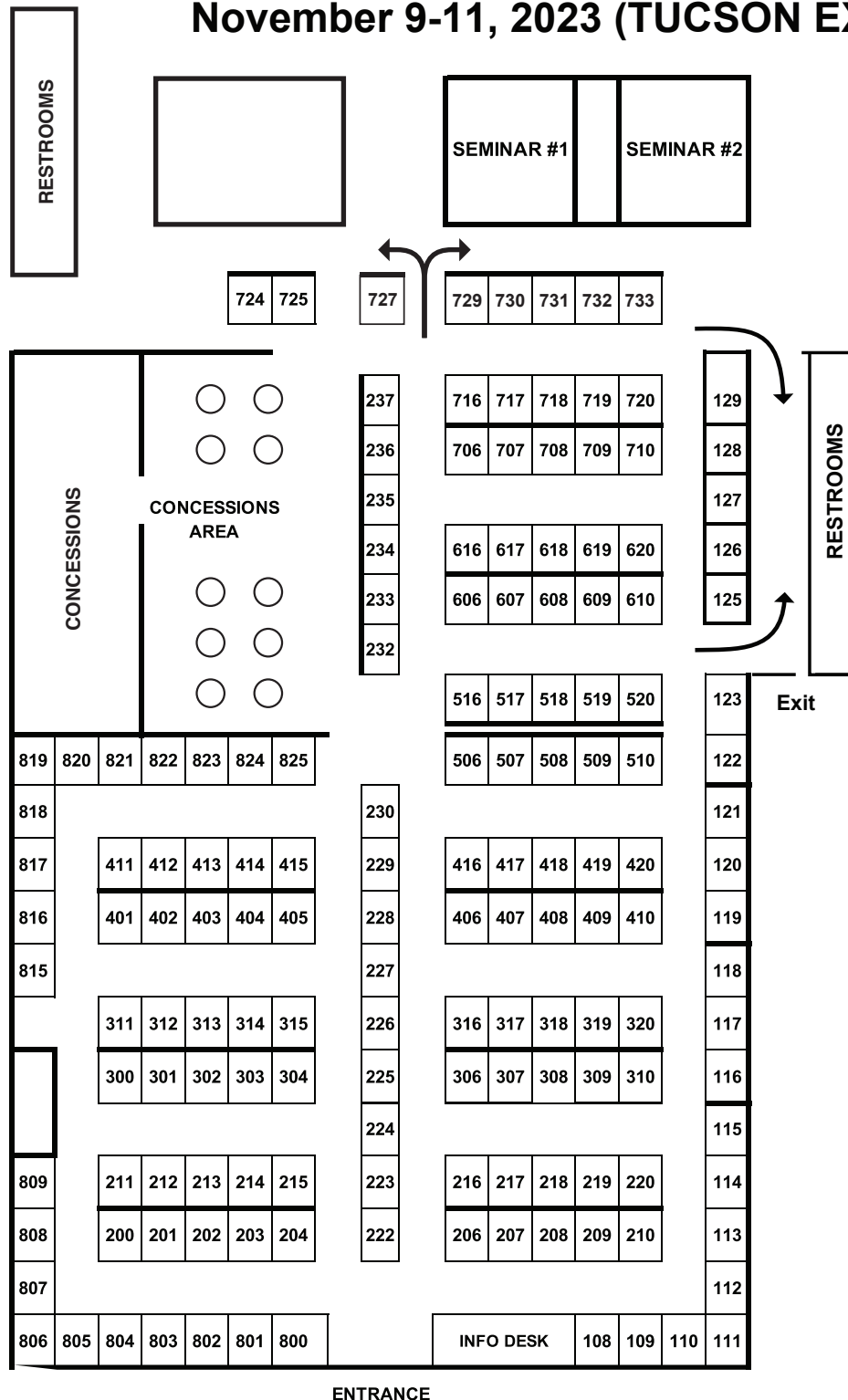
Sue's Sparklers

In approx. 2 minutes you will use a laser-cut applique to make a coaster. Permanent bond and very usable. No time, no talent!

Booth #802, \$ 3.00

TUCSON QUILT, CRAFT & SEWING FESTIVAL

November 9-11, 2023 (TUCSON EXPO CENTER)



CATHEY'S SEWING & VACUUM	119-120
CATHEY'S SEWING & VACUUM	206-210
CATHEY'S SEWING & VACUUM	216-220
CATHEY'S SEWING & VACUUM	306-310
CATHEY'S SEWING & VACUUM	316-320
CATHEY'S SEWING & VACUUM	406-410
CATHEY'S SEWING & VACUUM	416-420
CATHEY'S SEWING & VACUUM	506-510
CATHEY'S SEWING & VACUUM	222-230
CHALK COUTURE	619-620
COLOR STREET	733
CUTCO	727
CUTTERPILLAR	516
DONNA'S QUILT SHOP	822-823
DREAM BIG CREATIONS	517
ECLIPSE QUILTING	401-402
FABRIC CORNER STORE	213-215
FREE MOTION MASTERY IN A MONTH	313
G & P TRADING	234-235
GAMMILL	729-732
GLOBAL ARTISANS	609-610
HANCY CREATIONS	314-315
HUMMINGBIRD STITCHERS QUILT GUILD	824
JAPANESE ANTIQUES & TEXTILES	300-301
MAD B'S QUILT & SEW	606-608
MAENDELEO	236-237
MAGNIFICENT QUILTING COMPANY	302
MARTELLI ENTERPRISES	303-304
MIDWAY WOOL	125-128
MY MASSAGE PILLOW	114-115
NATURE'S PREMIUM SKIN CARE	706
NOTIONS YOU NEED	825
PATTI CAKES QUILT SHOP	807-809
PURSE MAKING SUPPLY	815-817
QUILT FOR A CAUSE	121
QUILT PASSIONS	818-821
QUILTERS TREASURE	413-415
SEW RENEWABLE	716-717
SEW VERY SMOOTH	129
SHABBY ROSE QUILTING & SEWING COTTAGE	616-618
.....	616-618
SNAPDRAGON QUILTING	411-412
SPECIALTY HEMSTITCHING	122-123
SUE'S SPARKLERS	800-802
SWEET PZ DEZIGNS	803-805
THE COPPER NEEDLE	403-405
THREAD BEAR	211-212
TSC DESIGNS	232-233
TUCSON QUILTERS GUILD	518
UNIQUE FASHIONS	724-725
WORKMAN FARMS	200-204

TUCSON EXHIBITORS (2023).....	BOOTHS	BIG MAT ROTARY CUTTING SURFACE	519-520
2 BUSY BEEZ	116-118	CACTUS QUILT SHOP	311-312
35TH AVENUE SEW & VAC	708-710	CARRIAGE COUNTRY QUILTS	108-113
A COUPLE OF OLD BROADS	718-720	CASAS ADOBES AMERICAN LEGION	707

Attention! Attention! The Management Staff is not responsible for business dealings or representations made by the exhibitors or customers. Those using or observing display equipment & tools, designed for use by people properly trained for safe operation, agree to do so at their own risk.

Please remember that the following are prohibited: Sketching, videotaping, or photography of exhibitor's booths and/or merchandise. There may be exceptions made for the press or staff personnel with express authorization by the management.

INTRODUCING

MOXIE™

BY HANDI QUILTER

Now every stitch can be yours—from pieced top to finished quilt. Find 15 inches of free-motion freedom with the new HQ Moxie longarm quilting machine.



OWN. EVERY. STITCH. Learn more at HandiQuilter.com/Moxie ▶▶

Sew in Love

WITH THE PERFECT PAIR



brother
at your side

1-800-4-A-BROTHER

[f](#) [t](#) [v](#) [i](#) [p](#) /brothersews

©2020 Brother International Corporation. ©Disney.

A Quilter's Dream:
CONTINENTAL M7




Premium M7 Package

KIMBERLY EINMO QUILTING RULERS, BLOCK OF THE MONTH, SOLID-ISH JELLY ROLL, PLUS THE EXCLUSIVE CONTINENTAL M7 ROLLER CASE

Contact your local Janome Dealer to learn about this amazing package and other unbeatable specials!

    janome.com

JANOME



The Continental M7 is a quilter's dream. It bridges the gap between a domestic sewing machine and a longarm. This one machine does it all for me.

—Kimberly Einmo
Janome National Spokesperson

2020
WORLD'S
TOP OF THE LINE
Quilting
MODEL

Visit Janome.com/Continental-M7 to learn more.