

**SEW CREATIVE AND COLORFUL!
SO MANY NEW AND EXCITING VENDORS!**


Salt Lake City Quilt, Craft & Sewing Festival



May 16 - 18, 2024

Mountain America Expo Center / Exhibit Hall #5

Free Parking



PLATINUM SPONSORS

brother
at your side

JANOME
Reliability by Design



**Handi
Quilter**

WELCOME:

The Rusty Barn Promotion Group, Inc. welcomes you to the Salt Lake City Quilt, Craft and Sewing Festival at Mountain America Expo Center.

At our show you will find a wide variety of Sewing, Quilting, Needle-art and Craft supply exhibits from many quality local and national companies. In addition, you will have the opportunity to participate in one or more of the many "Make and Take" Workshops or FREE educational Seminars.

Your ticket is good all three days of the show — so please take your time and don't miss any of the exciting new products, techniques or educational ideas.

Rusty Barn Promotion Group, Inc.

Chris Butler & Eric Spillett

2022 South 2100 East, Suite 201

Salt Lake City, Utah 84108

rustybarn1@aol.com

SHOW RULES:

The following rules are established for everyone's comfort and safety. We hope these guidelines will help make this event as enjoyable as possible.

PLEASE DO NOT TOUCH - Please do not touch the displays. If you would like help with a display, please ask the exhibitor for assistance.

CHILDREN - Children **must** be supervised at all times by an adult. We do not recommend small children participate in the workshops.

FOOD-DRINKS-SMOKING - There will be no food or drinks permitted on the show floor, except in the concession areas. Smoking is **not** permitted anywhere in the building.

VIDEOS-PHOTOGRAPHS-SKETCHING - Photography, video taping, or sketching of the exhibitors' booths or merchandise is not permitted.

**FREE
COPY**

EXHIBITOR SEMINAR DESCRIPTIONS:

COUNTED CROSS STITCH CLASS

Christina Doughty (booth #311)
Want to learn counted cross stitch but don't know where to start? Join Christina and she will give you tips and tricks to get started.

Classroom #2, 2:00 pm

CREATIVE GRIDS STRIPPY STARS RULER

Suzanne Ashman (booth #413)
Join Suzanne for this fun and informative class and learn how this ruler can help you make 9 patch stars with deep points at a sharper angle.

Classroom #2, 11:00 am

LEARN BASIC WOOL

Midway Wool / Jen Anderson (booth #506)
Come and enjoy a free "Make and Take" interactive class using wool. You will leave with a fun project and knowledge on how to get started on a wool project.

Classroom #2, 1:00 pm

ONE OF A KIND JACKET

Connie Spurlock (booth #213)
Make your own one-of-a-kind jacket creation using a sweatshirt. Use whole cloth, unfinished projects, batik wedges, scraps, yarns, braids and iron-on crystals to make a stunning decorator jacket. We will show you all of the "do's" and especially the "don'ts" to inspire you to make a few fabulous gifts for others or for yourself.

Classroom #1, 1:00 pm

THREADOLOGY

Michelle Chapplelear (booth #A)
Learn about the different threads Superior Threads manufactures. Topics will include the benefits and differences between Polyester and Cotton, and why choosing the correct needle with your thread will make all the difference.

Classroom #2, 12:00 noon

TURTLES, TURTLES, TURTLES!

Karen Barry (booth #618)
Quilt Passions always features lots of turtle designs as the green sea turtle is a symbol of

protection in Hawaiian culture. In this workshop we'll demo three of our most popular turtle applique patterns (including a stunning no-sew project) as well as a beautiful sashiko design. Something for all skill levels and a free gift for all attendees!

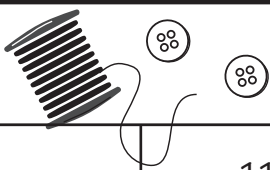
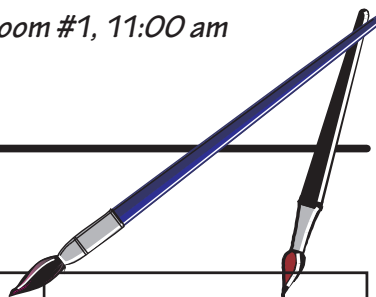
Classroom #1, 12:00 noon

YOU CAN DO IT EASIER AND BETTER!

Connie Spurlock (booth #213)
Ever wish there was an easier / better / faster way to get through some of your sewing projects? There is!! Would you like to turn 2 pieces of fabric rights sides out and have the opening be a perfectly straight edge? Want to learn the easiest way to bind a quilt with no measuring and no tools? Even a beginner can do it! Easily gather 100" ruffle in a minute? Come and learn some pattern designer tips that will quicken and improve your project results.

Classroom #1, 11:00 am

FREE SEMINAR SCHEDULE: (Thursday, Friday and Saturday.)

	11:00 AM	12:00 Noon	1:00 PM	2:00 PM
Classroom 1	CONNIE SPURLOCK YOU CAN DO IT EASIER AND BETTER!	KAREN BARRY TURTLES, TURTLES, TURTLES	CONNIE SPURLOCK ONE OF A KIND JACKET!	NO SEMINAR SCHEDULED
Classroom 2	SUZANNE ASHMAN CREATIVE GRIDS STRIPPY STARS RULER	MICHELLE CHAPPELEAR THREADOLOGY	MIDWAY WOOL / JEN ANDERSON LEARN BASIC WOOL	CHRISTINA DOUGHTY COUNTED CROSS STITCH CLASS

EXHIBITOR MAKE & TAKE WORKSHOPS:

Sign up at the exhibitor booth for each workshop

ASSORTED FLAVORS TEA TOWEL

Sew Wonderful Dreams

Come make a tea towel with the most adorable chick. Choose between designer fabrics and pair it with the tea towel of your choice. Learn applique and make someone special a gift at the same time.

Booth #213, \$5.00

BOOKMARK

Uniquely Crafts

The kit includes everything to make it to make the Bookmark. You will be placing beads onto the bookmark to bedazzle the front cover of the bookmark. The recommended age is 7 years and up. The Make and Take price is only for those that sit and make the Bookmark, otherwise they are a different price for purchase.

Booth #218, \$10.00

COUNTED CROSS STITCH HEART JAR TOPPER

Your Best Friends Quilt Shop

Join us and make a cute counted cross stitch heart jar topper.

Booth #311, \$10.00

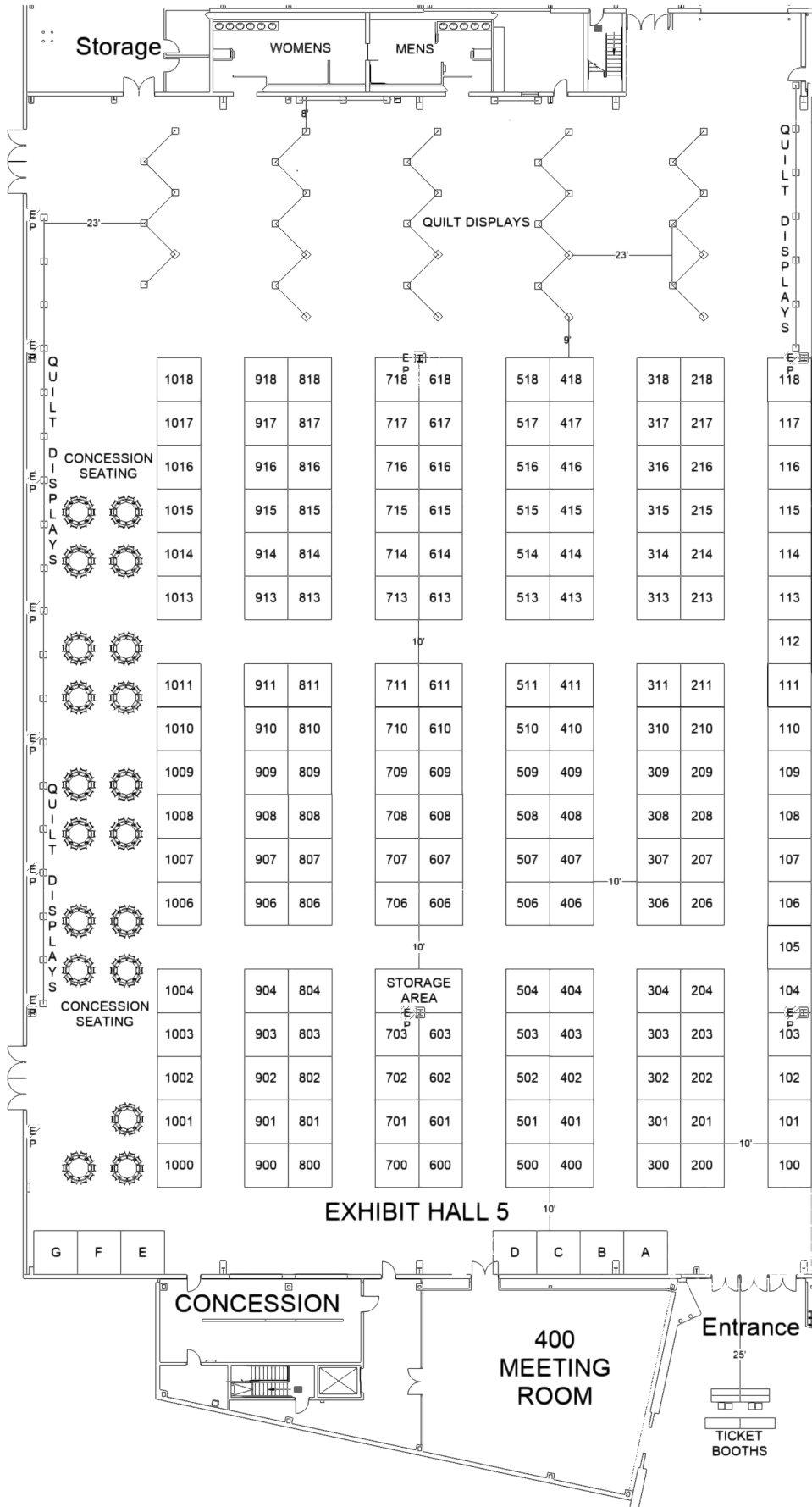
SALT LAKE CITY EXHIBITORS (2024)

SALT LAKE CITY EXHIBITORS (2024)	BOOTH(S)		
108" QUILT BACKINGS	209-211	HAWAIIAN MOON	918
A+ QUILT & SEW CO	1007-1009	HIGH COUNTRY PRODUCTS	916-917
A1 QUILTING MACHINES & QUILTEZ	806	HUGGABUDDIES	415
ALL ABOUT BLANKS	709-711	INNOVA LONGARM / QUILTS ON THE CORNER	416-417
AMANDA'S BUNDLES	807-808	ISLAND QUILTER	315-316
BIG MAT ROTARY CUTTING SYSTEM	206-207	JEWELRY BY DESIGN	911
BLOCK PARTY QUILT CO	809-810	JULIE'S SEWING CORNER	813-816
BO-NASH INC	513	LAURA BELLAS	614-615
CARRIAGE COUNTRY QUILTS	107-111	LEGIT KITS	514-516
CLARE ROWLEY / CREATIVE FEET	1006	MAENDELEO	105-106
COPPER MOUNTAIN QUILTING	112-114	MARTELLI ENTERPRISES	906-908
CUSTOM CREATIONS	115-118	MIDWAY WOOL	506-510
CUTCO CUTLERY	714	MY GIRLFRIENDS QUILT SHOP	413-414
CUTTERPILLAR	706	MY MASSAGE PILLOW	517-518
EASY FAB DESIGN STUDIO	511	NUTALL SEWING CENTERS	602-604
ECLIPSE QUILTER	1017-1018	NUTALL SEWING CENTERS	E, F, G
EDMAR COMPANY	608-609	NUTALL SEWING CENTERS	100-104
ESSENTIAL BODYWEAR	208	NUTALL SEWING CENTERS	200-204
FABRIC CORNER STORE	408-410	NUTALL SEWING CENTERS	300-304
FASTURN	811	NUTALL SEWING CENTERS	400-404
FIREWEED STITCHES	914-915	NUTALL SEWING CENTERS	500-504
FROM MY HEART TO YOUR HANDS	707-708	QUILT NERDS	909-910
G & P TRADING	306-307	QUILT PASSIONS	616-618
GLITZY TIPS FOR U / COLOR STREET	411	QUILTED HEARTZ	715-716
GLOBAL ARTISANS	313-314	QUILTS OF VALOR	704
HANCY CREATIONS	610-611	REDFERN ENTERPRISES	818
		ROCKY MOUNTAIN ELECTRIC QUILTERS	613 & 713
		SEW GIRLIE FUN	317-318
		SEW RENEWABLE	702-703
		SEW VERY SMOOTH	406-407
		SEW WONDERFUL DREAMS	213-215
		STITCHIN BY THE RIVER	1010-1011
		SUPERIOR THREADS	A, B, C, D
		TAILOR MADE TABLES	913
		TRUE CUT	717-718
		UNIQUELY CRAFTS	216-218
		UTAH COMBINED GUILD	QUILT DISPLAY AREA
		VINTAGE DOOR	817
		WALKINGSHAW ENTERPRISES	418
		WIMMERS SEWING & VACUUM	800-804
		WIMMERS SEWING & VACUUM	900-904
		WIMMERS SEWING & VACUUM	1000-1004
		WINLINE TEXTILE PRODUCTS	606-607
		WRAP THE WORLD IN QUILTS	1013-1016
		YOUR BEST FRIENDS QUILT SHOP	308-311

Attention! Attention! The Management Staff is not responsible for business dealings or representations made by the exhibitors or customers. Those using or observing display equipment & tools, designed for use by people properly trained for safe operation, agree to do so at their own risk.

Please remember that the following are prohibited: Sketching, videotaping, or photography of exhibitor's booths and/or merchandise. There may be exceptions made for the press or staff personnel with express authorization by the management.

SALT LAKE QUILT, CRAFT & SEWING FESTIVAL
MAY 16 - 18, 2024
MOUNTAIN AMERICA EXPO CENTER EXHIBIT HALL 5



INTRODUCING

MOXIE™

BY HANDI QUILTER

Now every stitch can be yours—from pieced top to finished quilt. Find 15 inches of free-motion freedom with the new HQ Moxie longarm quilting machine.



OWN. EVERY. STITCH. Learn more at HandiQuilter.com/Moxie ▶▶

Sew in Love

WITH THE PERFECT PAIR



brother
at your side

1-800-4-A-BROTHER

[f](#) [t](#) [v](#) [i](#) [p](#) /brothersews

©2020 Brother International Corporation. ©Disney.



Quilting Precision is now for Everyone

Introducing the first stitch regulator from Janome – our new A.S.R.™ (Accurate Stitch Regulator) system. Achieve Hi-Definition Quilting results on any color or texture fabric. This exclusive stitch regulation system kit comes standard with our Continental M17 and the Continental M8 Professional models, and is an optional accessory for the Horizon Memory Craft 9480QCP.

Now Available for 3 models!



CONTINENTAL M8 PROFESSIONAL



CONTINENTAL M17



HORIZON MEMORY CRAFT 9480QCP PROFESSIONAL



www.janome.com

[f](#) [p](#) [i](#) [v](#) [t](#) © 2024 Janome

www.janome.com/accessories/sewing-machine-feet/a.s.r.-accurate-stitch-regulator-kit/

JANOME