

Free Parking in Blue Lot!

A huge number of New, Exciting and Beautiful vendors booths!

Northwest Quilt, Craft & Sewing Festival

November 17, 18 & 19, 2022

at the Washington State Fairgrounds in Puyallup

(Showplex Building – Enter at Blue Gate)

Thursday & Friday (10 am - 5 pm)

Saturday (10 am - 4 pm)

**Now in
Showplex
Building
Woohoo!**

PLATINUM SPONSORS

brother
at your side

JANOME
WHAT'S NEXT

**Handi
Quilter®**
Designed by a Quilter, for Quilters.®

WELCOME:

The Rusty Barn Promotion Group, Inc. welcomes you to the 14th annual Puyallup Quilt, Craft & Sewing Festival at the Washington State Fairgrounds in Puyallup.

At our show you will find a wide variety of Sewing, Quilting, Needle-art and Craft supply exhibits from many quality local and national companies. In addition, you will have the opportunity to participate in one or more of the many "Make and Take" Workshops or FREE educational Seminars.

Your ticket is good all three days of the show — so please take your time and don't miss any of the exciting new products, techniques or educational ideas.

Rusty Barn Promotion Group, Inc.
Chris Butler and Eric Spillet
800-71 (RUSTY)

2022 South 2100 East, Suite 201
Salt Lake City, Utah 84108
rustybarn1@aol.com

SHOW RULES:

The following rules are established for everyone's comfort and safety. We hope these guidelines will help make this event as enjoyable as possible.

PLEASE DO NOT TOUCH - Please do not touch the displays. If you would like help with a display, please ask the exhibitor for assistance.

CHILDREN - Children **must** be supervised at all times by an adult. We do not recommend small children participate in the workshops.

FOOD-DRINKS-SMOKING - There will be no food or drinks permitted on the show floor, except in the concession areas. Smoking is **not** permitted anywhere in the building.

VIDEOS-PHOTOGRAPHS-SKETCHING - Photography, video taping, or sketching of the exhibitors' booths or merchandise is not permitted.

**FREE
COPY**

FREE EXHIBITOR SEMINAR DESCRIPTIONS

FABRIC FOLD UP PURSE

Lydia Rush (booth #712)

In 15 - 30 min sew a fold up pocket purse. Pattern provided at the end of the seminar to all attendees. A great sewing project for all ages, ages 8 and above as well as first time sewers.

Classroom #2, 11:00 am

FLORIANI BASIC START UP

RNK Team (booth #300)

Just starting your embroidery journey, returning to embroidery, or just need a refresher, this class is for you! We will cover the basic stabilizers and tools you need. Learn about the why do we need to do that to get perfect embroidery?

Classroom #1, 1:00 pm

HOW TO MAKE MONEY WITH EMBROIDERY!

Reva Flood (booth #100)

Do you love to embroider? Why not turn your passion into a venture that pays?

Whether part time or full time, specialty embroidery may be just what you are looking for. You may be surprised at how easy it can be to be your own boss.

Classroom #1, 2:00 pm

LIKE SPEED?

Connie Spurlock (booth #123)

LIKE SPEED? How would you like to piece 150 pieces of fabric in an hour. Learning about the 10 Degree ruler will offer you lots of fun projects that will amaze you – make a decorator, one of a kind sweatshirt jacket or a very quick set of placemats no measuring – just cut and sew. Lots of ideas here and so little stress!

Classroom #2, 2:00 PM

PANEL IMPROV

Linda Kruusi Mason (booth #908)

Fabric panels, we all buy them, but then what? Linda will share her design tips and

tricks to make quilts, bags and a variety of other projects that work with panels. All skill levels welcome.

Classroom #1, 12:00 noon

QUILTERS SELECT

RNK Team (booth #300)

Rulers, Rotary Cutters and More. Quilting is so much more than a blanket for your bed! Come and learn fun and easy quilting techniques that you can use in your next project.

Classroom #1, 11:00 am

RULERWORK TIPS FOR ANY MACHINE

Quality Sewing & Vacuum Educator (booth #100)

Finish your quilts with beautiful quilting on your home machine. Learn tips and techniques for quilting with a Ruler Foot and Quilting Templates. See how rulerwork quilting can be done on any machine.

Classroom #1, 3:00 pm

Continued



FREE SEMINAR SCHEDULE: (Thursday, Friday and Saturday)

	11:00 AM	12:00 NOON	1:00 PM	2:00 PM	3:00 PM
Classroom 1	RNK TEAM QUILTERS SELECT	LINDA KRUIISI MASON PANEL IMPROV	RNK TEAM FLORIANI BASIC START UP	REVA FLOOD HOW TO MAKE MONEY WITH EMBROIDERY	QUALITY SEWING EDUCATOR RULERWORK TIPS FOR ANY MACHINE
Classroom 2	LYDIA RUSH FABRIC FOLD UP PURSE	CONNIE SPURLOCK YOU CAN DO BETTER	NANCY SHIPLEY CERNA TREASURES DOWN UNDER	CONNIE SPURLOCK LIKE SPEED?	NO SEMINAR SCHEDULED



FREE EXHIBITOR SEMINAR DESCRIPTIONS Cont.

TREASURES DOWN UNDER

Nancy Shipley Cerna (booth #800)

Aboriginal art work is popular throughout the world and the oldest living ancient patterns. This tradition dates back over 50,000 years as revealed by carbon dating of rock and cave paintings in the caves of Central Australia. Amazingly, Aboriginal artists have little or no formal art training

other than what they learn from their families. Aboriginal fabrics reveal stories, symbols and may be used individually or in concert with other fabrics to create quilts, clothing and accessories, including animal portrayals. See how your creativity can bring these unique projects to life for yourself, family and friends.

Classroom #2, 1:00 pm

YOU CAN DO IT BETTER!"

Connie Spurlock (booth #123)

Lots of times there are tips and techniques that can make your projects, faster, easier and with better results. Come and enjoy the fun as we show you the best tips we have learned and you will realize you really can do it better, and my favorite part – FASTER! We will have a handout too.

Classroom #2, 12:00 noon

EXHIBITOR MAKE & TAKE WORKSHOPS:

Sign up at the exhibitor booth for each workshop

ASSORTED FLAVORS TEA TOWEL

Sew Wonderful Dreams

Come make a tea towel with the most adorable chick.

Choose between designer fabrics and pair it with the tea towel of your choice.

Learn applique and make someone special a gift at the same time.

Booth #123, \$5.00

CHALK COUTURE / DIY PROJECT

Chalk Couture

Join us and experience our re-usable silk screen transfers and Chalkology paste to create a small project in

minutes. Chalk Couture can have you creating your own cute project like a pro and we will show you how.

Booth #210, \$10.00

MAKE A BATIK GREETING CARD

Indonesian Batiks

Make your own greeting card using a 6" Batik painting.

You get an original piece of artwork to send to someone as a greeting card, and you pay less than a card would cost that you purchase from a store. The cost is \$2.00 per card, with the envelope included.


Booth #919, \$2.00

STYLISH PIN CUSHION

Kruusn Quilt Designs

Join us to make a stylish pin cushion. Choose a charming ceramic pot and coordinating fabric to make your needle sharpening pin cushion. This project is a wonderful gift.

Booth #911, \$5.00

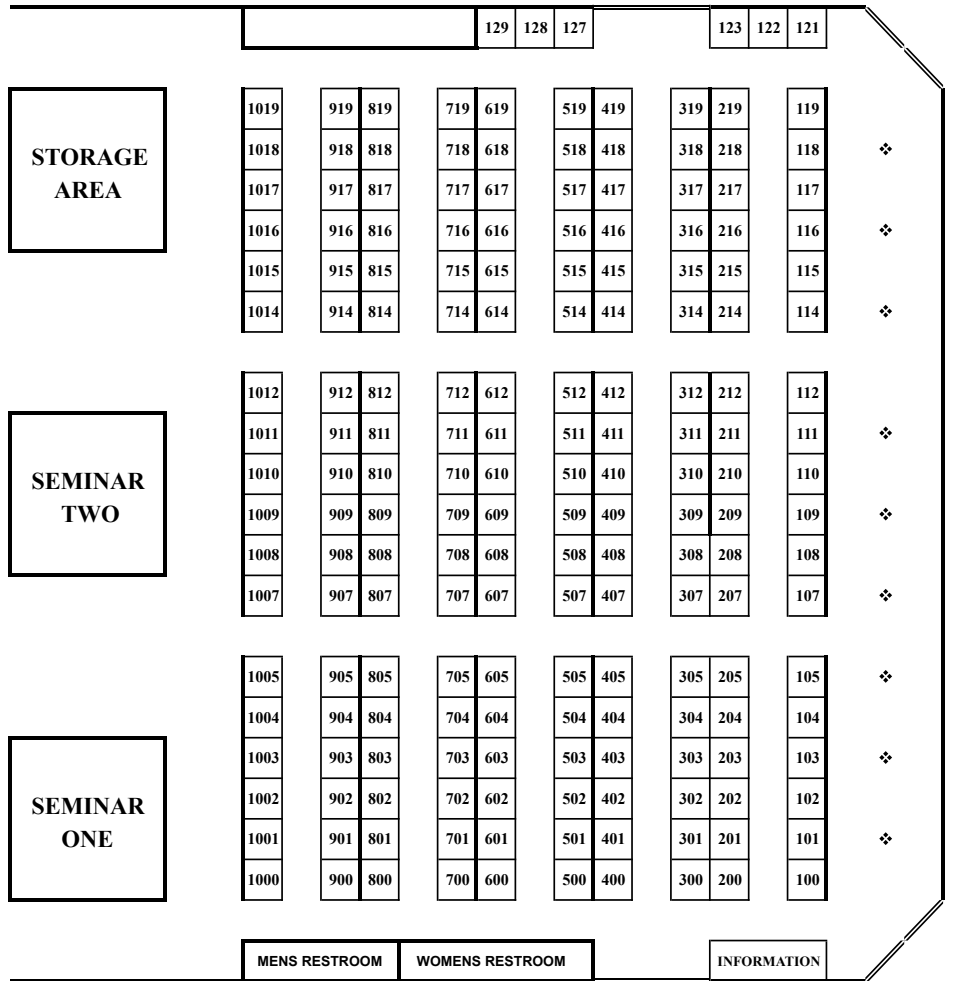


PUYALLUP QUILT CRAFT & SEWING FESTIVAL

NOVEMBER 17-19, 2022

EXHIBITORS:

PUYALLUP EXHIBITORS (2022)	BOOTH#
A & A COMPANY	814-815
A CHARMING AFFAIR	518-519
AMERICAN SEWING GUILD	1016
BEAR PAW QUILTS	807-810
BEE UNIQUE DESIGNS	111-112
BIG MAT ROTARY CUTTING SURFACE	211-212
BLOCK PARTY QUILT COMPANY	1002-1003
BLOCK PARTY STUDIOS	1011-1012
BOERSMA'S SEWING CENTER	503-505
BONASH	1004-1005
CARRIAGE COUNTRY QUILTS	607-611
CHALK COUTURE	209-210
CITY VACUUM & SEWING	414-415 & 514-515
COPPER MOUNTAIN QUILTING	507-509
COUNTED QUILTS	502
COVINGTON QUILT GUILD	1017
CRAZY QUILTERS OF FEDERAL WAY	1018
CUTCO CUTLERY	907
CUTTERPILLAR	605
ECLIPSE QUILTER	900-901
ELEMENT THREAD CLUB	410
FABRIC CHICKS	600-603
FEATHER YOUR NEST QUILT STORE	914-916
GAMMILL	516-517
GLITZ & GLAMOUR	500-501
GLOBAL MARKETPLACE	912
HEARTWAY INTERNATIONAL	1000-1001
INDONESIAN BATIKS	917-919
JAPANESE ANTIQUES & TEXTILES	710-712
JULIE'S SEWING CORNER	700-703
JUST SEW VINTAGE	811-812
KAI SCISSORS	818-819
KNOTTY STITCHES	716-718
KRUUSN QUILT DESIGNS	908-911
LALA & MER	704
M CREATIVE J	604
MAENDELEO	1007-1008
MAJESTIC BATIKS	816-817
MARTELLI ENTERPRISES	411-412
MY MESSAGE PILLOW	612
NOLTING MANUFACTURING	803-805



NOT JUST QUILTS	800-802	SEWING MACHINE SERVICE - BERNINA OF RENTON	114-119
OLIVE US GIRLS	409	SEWING MACHINE SERVICE - BERNINA OF RENTON	214-219
PRECUTS QUILT SHOP & CRAFT	618-619	SEWLITE LED LIGHTING	314
PURSE MAKING SUPPLY	127-129	STARLIT QUILTS	109-110
QUALITY SEWING	100-108	STITCHES IN TIME ANTIQUES	616-617
QUALITY SEWING	200-208	SUPERIOR THREADS	510-512
QUALITY SEWING	300-308	SWEET PEA MACHINE EMBROIDERY DESIGNS	1014-1015
QUALITY SEWING	400-408	THE QUILT HOUSE	416-419
QUILTS IN THE ATTIC	316-319	THE SOJOURN COLLECTION	707-709
QUILTS OF VALOR	1019	THIMBLES FOR YOU	315
RAINBOW RESOURCE COMPANY	902-903	TOUCH OF MINK	719
ROSANNA DIGGS EMBROIDERY	705	WORKMAN FARMS	309-312
ROYAL BEE	1009-1010		
SASSAFRAS LANE DESIGNS	714-715		
SEW RENEWABLE	904-905		
SEW VERY SMOOTH	614-615		
SEW WONDERFUL DREAMS	121-123		

Entrance

INTRODUCING

MOXIE™

BY HANDI QUILTER

Now every stitch can be yours—from pieced top to finished quilt. Find 15 inches of free-motion freedom with the new HQ Moxie longarm quilting machine.



OWN. EVERY. STITCH. Learn more at HandiQuilter.com/Moxie ▶▶

Sew in Love

WITH THE PERFECT PAIR



brother
at your side

1-800-4-A-BROTHER

[f](#) [t](#) [v](#) [i](#) [p](#) /brothersews

©2020 Brother International Corporation. ©Disney.

A Quilter's Dream:
CONTINENTAL M7




Premium M7 Package

KIMBERLY EINMO QUILTING RULERS, BLOCK OF THE MONTH, SOLID-ISH JELLY ROLL, PLUS THE EXCLUSIVE CONTINENTAL M7 ROLLER CASE

Contact your local Janome Dealer to learn about this amazing package and other unbeatable specials!

 janome.com

JANOME



The Continental M7 is a quilter's dream. It bridges the gap between a domestic sewing machine and a longarm. This one machine does it all for me.

—Kimberly Einmo
Janome National Spokesperson

2020
WORLD'S
TOP OF THE LINE
Quilting
MODEL

Visit Janome.com/Continental-M7 to learn more.