


**Sew Creative & Colorful!
Lots of New & Exciting Exhibitors!**



Portland Quilt, Craft & Sewing Festival

Seminar & Workshop Program

April 10, 11 & 12, 2025

at the Portland Expo Center
(2060 N. Marine Drive / Hall E2)

FESTIVAL HOURS: Thursday & Friday 10:00 am - 5:00 pm / Saturday 10:00 am - 4:00 pm

For more information, visit us online at: quiltcraftsew.com

**WELCOME AND MORNING GIVE AWAY
PRESENTED BY MONTAVILLA SEWING CENTERS!!**

There will be a welcome session each morning during the first hour of the show, hosted by Athena and Sue. We will be giving away over \$3,500.00 in prizes throughout the show, a sewing chair from Arrow Cabinets, prizes from Kimberbell, several sewing machines and a Grace Mini Quilter quilt frame, etc!!

WELCOME:

The Rusty Barn Promotion Group, Inc. welcomes you to the 12th Annual Quilt, Craft & Sewing Festival at the Portland Expo Center.

At our show you will find a wide variety of Sewing, Quilting, Needle-art and Craft supply exhibits from many quality local and national companies. In addition, you will have the opportunity to participate in one or more of the many "Make and Take" Workshops or FREE educational Seminars.

Your ticket is good all three days of the show — so please take your time and don't miss any of the exciting new products, techniques or educational ideas.

Rusty Barn Promotion Group, Inc.
Chris Butler and Eric Spillett
2022 South 2100 East, Suite 201
Salt Lake City, Utah 84108
Email: rustybarn1@aol.com

SHOW RULES:

The following rules are established for everyone's comfort and safety. We hope these guidelines will help make this event as enjoyable as possible.

PLEASE DO NOT TOUCH - Please do not touch the displays. If you would like help with a display, please ask the exhibitor for assistance.

CHILDREN - Children must be supervised at all times by an adult. We do not recommend small children participate in the workshops.

FOOD-DRINKS-SMOKING - There will be no food or drinks permitted on the show floor, except in the concession areas. Smoking is not permitted anywhere in the building.

VIDEOS-PHOTOGRAPHS-SKETCHING - Photography, video taping, or sketching of the exhibitors' booths or merchandise is not permitted.

**FREE
COPY**

2025 Portland Quilt, Craft & Sewing Festival

Seminar Schedule

ROOM	11:00 AM	12:00 NOON	1:00 PM	2:00 PM
1	NO SEMINAR SCHEDULED	CHRISTINA DOUGHTY COUNTED CROSS STITCH CLASS	SUE PURDY SEAMLESS WALL HANGING & PAINTING WITH STENCILS	CHRISTINA DOUGHTY ARE YOUR SCRAPS OUT OF CONTROL? STRAIGHT OUT OF LINE RULER CAN HELP!
2	CONNIE SPURLOCK YOU CAN DO IT EASIER AND BETTER!	NO SEMINAR SCHEDULED	CONNIE SPURLOCK ONE OF A KIND JACKET	ROCHELLE SAVAGE CLEAR PROJECT BAG USING CORK & VINYL

Both Seminars Rooms are located on the back of the Exhibit Hall.
Please see your free Show Program for additional details.

SEMINAR DESCRIPTIONS

ARE YOUR SCRAPS OUT OF CONTROL? STRAIGHT OUT OF LINE RULER CAN HELP!

Christina Doughty (booth #805)

With straight out of line ruler you will look differently at your scraps and bring the excitement back to quilting. If you're looking for a fun fast project. We can help you with that. This ruler is great for masculine quilts, quilts of valor, great gifts for anyone. The blocks you can make with this ruler would make lovely borders as well.

Classroom #1, 2:00 pm

CLEAR PROJECT BAG USING CORK & VINYL

Rochelle Savage (booth #212)
Rochelle will share her quick and easy method of constructing a tote made from cork and vinyl and any novelty cotton print fabric. These totes are washable, lightweight, affordable, useful and adorable.

Classroom #2, 2:00 pm

COUNTED CROSS STITCH CLASS

Christina Doughty (booth #805)

Want to learn counted cross stitch but don't know where to start? Join Christina and she will give you tips and tricks to get started.

Classroom #1, 12:00 noon

ONE OF A KIND JACKET!

Connie Spurlock (booth #414)

Make your own one-of-a-kind jacket creation using a sweatshirt. Use whole cloth, unfinished projects, batik wedges, scraps, yarns, braids and iron-on crystals to make a stunning decorator jacket. We will show you all of the "do's" and especially the "don'ts" to inspire you to make a few fabulous gifts for others or for yourself.

Classroom #2, 1:00 pm

SEAMLESS WALL HANGING! PLUS OTHER STUFF

Sue Purdy (booth #212)

You read that right, no seams - all iron on. Everything is raw edge, zig

zag to quilt. A fast, easy technique. Sue will also demo spray painting, sponge painting with shaving cream using stencils and then adding applique for instant wearable art. Again - No Time, No Talent!

Classroom #1, 1:00 pm

YOU CAN DO IT EASIER AND BETTER!

Connie Spurlock (booth #414)
Ever wish there was an easier / better / faster way to get through some of your sewing projects? There is!! Would you like to turn 2 pieces of fabric rights sides out and have the opening be a perfectly straight edge? Want to learn the easiest way to bind a quilt with no measuring and no tools? Even a beginner can do it! Easily gather 100" ruffle in a minute? Come and learn some pattern designer tips that will quicken and improve your project results.

Classroom #2, 11:00 pm

MAKE & TAKE WORKSHOPS

COUNTED CROSS STITCH HEART JAR TOPPER

Your Best Friends Quilt Shop

Join us and make a cute
counted cross stitch heart
jar topper.

Booth #805, \$ 10.00



ASSORTED FLAVORS TEA TOWEL

Sew Wonderful Dreams

Come make a tea towel with
the most adorable chick.

Choose between designer
fabrics and pair it with the
tea towel of your choice.

Learn applique and make
someone special a gift at the
same time.


Booth #414, \$5.00

UNIQUE COASTER

Sue's Stencils & Lasercuts

In approx. 2 minutes you will
use a laser-cut applique to
make a coaster. Permanent
bond and very usable. No
time, no talent!

Booth #212, \$3.00



NOTES _____

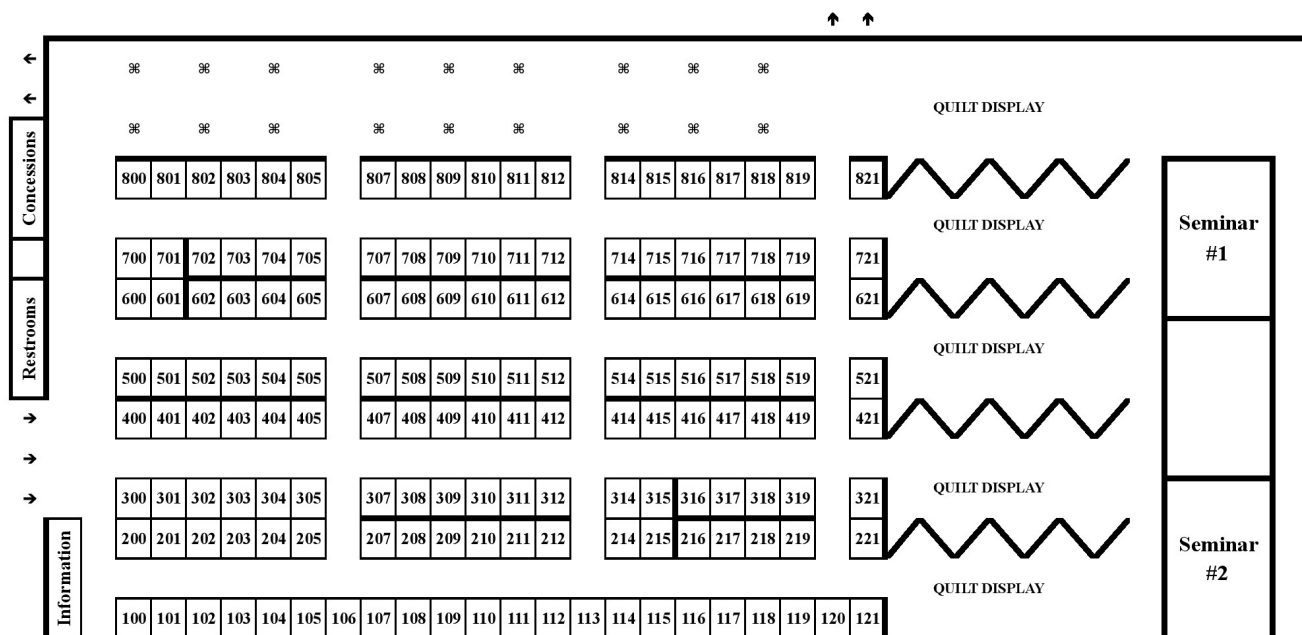
PLATINUM SPONSORS

brother
at your side

JANOME
Reliability by Design

 **Handi
Quilter**

Floorplan & Vendor Listing



PORTLAND VENDORS (2025).....Booth

A+ QUILT & SEW CO 507-508
 BELLA ROSE QUILTS 602-605
 BIG MAT ROTARTY CUTTING SURFACE 311-312
 BOERSMA'S SEWING CENTER 108-111
 CARRIAGE COUNTRY QUILTS 100-105
 COPPER MOUNTAIN QUILTING 216-219
 CUTCO 814
 DOWNEY HOMESTEAD QUILTING 704-705
 EASY FAB DESIGN STUDIO 807
 ECLIPSE QUILTING 718-719
 FABRIC CORNER STORE 112-114
 FASTURN 707-708
 GLOBAL MARKETPLACE 318-319
 GOOD VIBES QUILT SHOP 106-107
 GRACE COMPANY 411-412
 HAWAIIAN MOON 821
 ISLAND QUILTER 610-612
 JUST SEW VINTAGE 514-515
 KNOTTY STITCHES 817-819
 LALA & MER 614-617
 LAMB FARM DESIGNS 811-812
 LAURA BELLAS 709-710
 MAENDELEO 808-810
 MARTELLI ENTERPRISES 618-619
 MODERN DOMESTIC 509-512
 MONTAVILLA SEWING CENTERS 307-310

MONTAVILLA SEWING CENTERS 407-410
 MONTAVILLA SEWING CENTERS 200-205
 MONTAVILLA SEWING CENTERS 300-305
 MONTAVILLA SEWING CENTERS 400-405
 MONTAVILLA SEWING CENTERS 500-505
 MY MASSAGE PILLOW 221 & 321
 NORTHWEST QUILT GUILD 120-121
 PURSE MAKING SUPPLY 207-209
 QUILT NERDS 609
 REETS RAGS TO STITCHES 702-703
 ROCHELLE'S FINE FABRIC . COM 115-119
 SAVE STORES 600-601, 700-701, 800-801
 SEW RENEWABLE 621 & 721
 SEW VERY SMOOTH 421 & 521
 SEW WONDERFUL DREAMS 414-416
 SISTERS QUILT SHOP 607-608
 STARLIT QUILTS 417-419
 STITCHIN BY THE RIVER 316-317
 SUE'S STENCILS & LASERCUTS 210-212
 THE SOJOURN COLLECTION 714-716
 TROUBLEMAKERS BAGS 711-712
 WHITLOCKS VACUUM & SEWING / HANDI QUILTER
 214-215 & 314-315
 WILLAMETTE VALLEY QUILT GUILD 717
 WORKMAN FARMS 516-519
 WRAP THE WORLD IN QUILTS 815-816
 YOUR BEST FRIENDS QUILT SHOP 802-805

INTRODUCING

MOXIE™

BY HANDI QUILTER

Now every stitch can be yours—from pieced top to finished quilt. Find 15 inches of free-motion freedom with the new HQ Moxie longarm quilting machine.



OWN. EVERY. STITCH. Learn more at HandiQuilter.com/Moxie ▶▶

Sew in Love

WITH THE PERFECT PAIR



brother
at your side

1-800-4-A-BROTHER

[f](#) [t](#) [v](#) [i](#) [p](#) /brothersews

©2020 Brother International Corporation. ©Disney.



Quilting Precision is now for Everyone

Introducing the first stitch regulator from Janome – our new A.S.R.™ (Accurate Stitch Regulator) system.

Achieve Hi-Definition Quilting results on any color or texture fabric. This exclusive stitch regulation system kit comes standard with our Continental M17 and the Continental M8 Professional models, and is an optional accessory for the Horizon Memory Craft 9480QCP.

Now Available for 3 models!

A.S.R.™
Accurate Stitch Regulator System



**CONTINENTAL M8
PROFESSIONAL**



CONTINENTAL M17

**HORIZON MEMORY CRAFT
9480QC PROFESSIONAL**



www.janome.com



© 2024 Janome

www.janome.com/accessories/sewing-machine-feet/a.s.r.-accurate-stitch-regulator-kit/

JANOME