


**Sew Creative & Colorful!  
Lots of New & Exciting Exhibitors!**



# Tucson Quilt, Craft & Sewing Festival

Seminar & Workshop Program

**NOVEMBER 7 - 9, 2024**

**FREE  
PARKING**

Tucson Expo Center

3750 E Irvington Road / I-10 / Exit 264

FESTIVAL HOURS: Thursday & Friday 10:00 am - 5:00 pm / Saturday 10:00 am - 4:00 pm

For more information, visit us online at: [quiltcraftsew.com](http://quiltcraftsew.com)

## PLATINUM SPONSORS

**brother**  
at your side

**JANOME**  
Reliability by Design



**Handi  
Quilter**

### WELCOME:

The Rusty Barn Promotion Group, Inc. welcomes you to the Quilt, Craft & Sewing Festival at the Tucson Expo Center in Tucson, AZ

At our show you will find a wide variety of Sewing, Quilting, Needle-art and Craft supply exhibits from many quality local and national companies. In addition, you will have the opportunity to participate in one or more of the many "Make and Take" Workshops or FREE educational Seminars.

Your ticket is good all three days of the show — so please take your time and don't miss any of the exciting new products, techniques or educational ideas.

Rusty Barn Promotion Group, Inc.  
Chris Butler and Eric Spillett  
2022 South 2100 East, Suite 201  
Salt Lake City, Utah 84108  
Email: [rustybarn1@aol.com](mailto:rustybarn1@aol.com)

### SHOW RULES:

The following rules are established for everyone's comfort and safety. We hope these guidelines will help make this event as enjoyable as possible.

**PLEASE DO NOT TOUCH** - Please do not touch the displays. If you would like help with a display, please ask the exhibitor for assistance.

**CHILDREN** - Children must be supervised at all times by an adult. We do not recommend small children participate in the workshops.

**FOOD-DRINKS-SMOKING** - There will be no food or drinks permitted on the show floor, except in the concession areas. Smoking is not permitted anywhere in the building.

**VIDEOS-PHOTOGRAPHS-SKETCHING** - Photography, video taping, or sketching of the exhibitors' booths or merchandise is not permitted.

**FREE  
COPY**

## FREE SEMINARS:

### FLORIANI BASIC START UP

*Kathi Quinn*  
(booth #506)

Just starting your embroidery journey, returning to embroidery or just need a refresher. This class is for you! We will cover the basic stabilizers and tools you need. Learn about the why do we need to do that to get perfect embroidery?


**Classroom #1, 1:00 pm**

### FOUNDATION PAPER PIECING BASICS

*Jen Wagner*  
(booth #411)

Foundation paper piecing is an incredible technique for adding unique shapes and designs to your quilts while creating precise piecing, sharp points, & consistently sized blocks. Join Jen as she guides you through this technique step by step while showing you the tools that make it easy.

**Classroom #2, 1:00 pm**



### LEARN BASIC WOOL

*Midway Wool / Jen Anderson*

(booth #125)

Come and enjoy a free "Make and Take" interactive class using wool. You will leave with a fun project and knowledge on how to get started on a wool project.

**Classroom #2, 2:00 pm**

### MEASURE, MARK AND CUT!

*Raylene Salazar*  
(booth #232)

Join Raylene for this informative class as she shares her favorite and affordable marking and cutting tools. She will also share their great assortment of acrylic rulers and templates and give tips for accurate cutting. Free gift to everyone who attends this class.

**Classroom #2, 12:00 noon**

### QUILTERS SELECT

*Ramona Hooker*  
(booth #506)

Rulers, Rotary Cutters and More. Quilting is so much more than a blanket for your bed! Come and learn fun and

easy quilting techniques that you can use in your next project.

**Classroom #1, 11:00 am**


### SEAMLESS WALL HANGING! PLUS OTHER STUFF

*Sue Purdy*  
(booth #800)

You read that right, no seams - all iron on.

Everything is raw edge, zig zag to quilt. A fast, easy technique. Sue will also demo spray painting, sponge painting with shaving cream using stencils and then adding applique for instant wearable art. Again - No Time, No Talent!

**Classroom #1, 12:00 noon**



# 2024 Tucson Quilt, Craft & Sewing Festival

## Seminar Schedule

ROOM # / TIME	11:00 AM	12:00 NOON	1:00 PM	2:00 PM
CLASS 1	RAMONA HOOKER QUILTERS SELECT	SUE PURDY SEAMLESS WALL HANGING! PLUS OTHER STUFF	KATHI QUINN FLORIANI BASIC START UP	NO SEMINAR SCHEDULED
CLASS 2	NO SEMINAR SCHEDULED	RAYLENE SALAZAR MEASURE, MARK AND CUT	JEN WAGNER FOUNDATION PAPER PIECING BASICS	MIDWAY WOOL / JEN ANDERSON LEARN BASIC WOOL

Both Seminars Rooms are located at the back of the Exhibit Hall.  
Please see your free Show Program for additional details.

## MAKE & TAKE WORKSHOPS

### APPLIQUE THE EASY WAY WITH I-STITCH.COM

*I-stitch.com / I-bead.com*  
Create beautiful art quilts with these quick tips and tricks. Learn how to set up a heat safe area on any table surface then create your "Charming Applique", a 5" x 5" design. Get right to the fun with these laser cut kits, no fussy cutting! Class fee \$5, laser cut kits from \$10 on up. Come sign up for your class time early space fills fast.

**Booth #300, Material Charge See Above**

### DESIGNER RIBBON KEY FOB

*Patti Cakes Quilt Shop*  
Choose your ribbon and make a key fob on our heavy duty cotton webbing. Sew cute gift!

**Booth #807, \$5.00**

### GNOMEN OR GNOMA, THE GNOME PINCUSHION

*A Couple of Old Broads*  
Gnomes are trending and Gnomes or Gnoma will be the cutest pincushion on your sewing table. They are so quick and easy to make.

**Booth #720, \$8.00**

### MEMORY TREASURES

*Tessler Crafts*  
Come make a fun cute memory treasure! (a glass pendant or a 3D image on fabric)

**Booth #820, \$5.00**

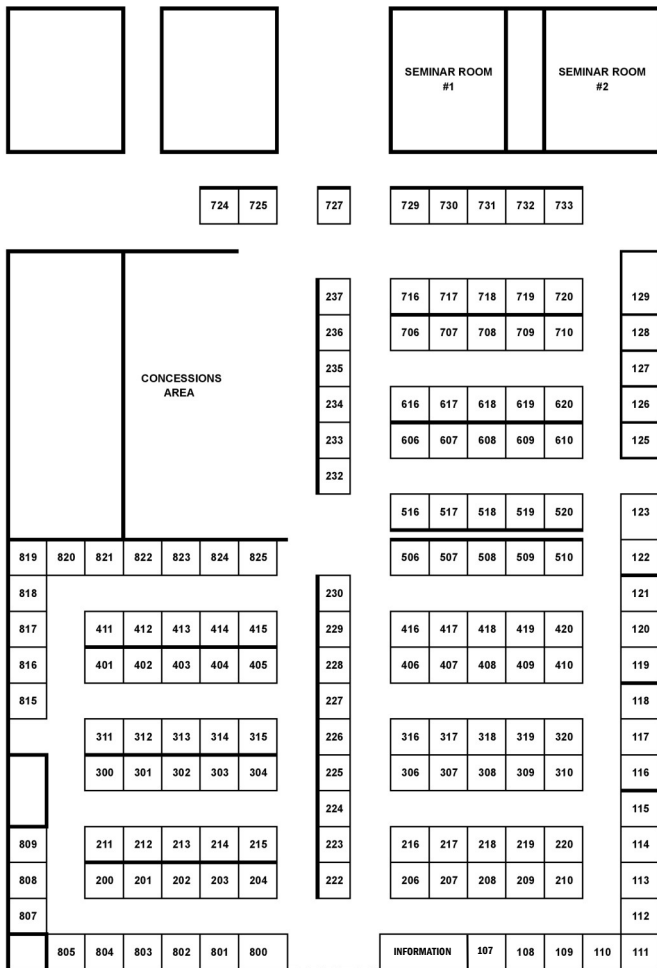
### UNIQUE COASTER

*Sue's Stencils & Lasercuts*  
In approx. 2 minutes you will use a laser-cut applique to make a coaster. Permanent bond and very usable. No time, no talent!

**Booth #800, \$3.00**



**TUCSON QUILT, CRAFT & SEWING FESTIVAL  
NOVEMBER 7 - 9, 2024 - TUCSON EXPO CENTER**



- CATHEY'S SEWING & VACUUM.....406-410
- CATHEY'S SEWING & VACUUM.....416-420
- CATHEY'S SEWING & VACUUM.....506-510
- CATHEY'S SEWING & VACUUM.....222-230
- CUTCO.....706
- CUTTERPILLAR.....606
- DONNA'S QUILT SHOP.....731-733
- DOWNEY HOMESTEAD QUILTING.....823-824
- DREAM BIG CREATIONS.....516-517
- ECLIPSE QUILTING.....401-402
- FABRIC CORNER STORE.....211-213
- FASTURN.....616
- FIREWEED STITCHES BAG HARDWARE.....729-730
- HANCY CREATIONS.....314-315
- HIPSTITCH.....214-215
- I-BEAD.COM.....300-301
- MAD B'S QUILT & SEW.....607-608
- MAENDELEO.....236-237
- MARTELLI ENTERPRISES.....302-304
- MIDWAY WOOL.....125-129
- MORGAN QUALITY PRODUCTS.....617-618
- MY MASSAGE PILLOW.....114-115
- PATTI CAKES QUILT SHOP.....807-809
- PURSE MAKING SUPPLY.....815-817
- QUILT FOR A CAUSE.....121
- QUILTERS HAVEN.....232-235
- REDFERN ENTERPRISES.....825
- SEW GIRLIE FUN.....619-620
- SEW RENEWABLE.....716-717
- SEWING 101.....821-822
- SNAPDRAGON QUILTING.....411-412
- SPECIALTY HEMSTITCHING.....122-123
- STITCHIN BY THE RIVER.....609-610
- SUE'S STENCILS & LASERCUTS.....800-802
- SUMMIT WOOD PRODUCTS.....405
- SWEET PZ DEZIGNS.....803-805
- TESSLER CRAFTS.....818-820
- THE QUILTING QUILTER.....727
- TUCSON QUILTERS GUILD.....313
- UNIQUE FASHIONS.....724-725
- WEST VALLEY QUILTING.....414-415
- WORKMAN FARMS.....200-204

**TUCSON VENDORS (2024).....Booth #**

- 2 BUSY BEEZ.....116-118
- 35TH AVENUE SEW & VAC.....708-710
- A COUPLE OF OLD BROADS.....718-720
- AMERICAN SEWING GUILD / TUCSON.....413
- AVIVA CHILDRENS SERVICES.....120
- BIG MAT ROTARY CUTTING SURFACE.....518-520
- BLUE RAVEN THREADS.....403-404
- BROWN BIRD DESIGNS.....707
- CACTUS QUILT SHOP.....311-312
- CARRIAGE COUNTRY QUILTS.....107-112
- CASAS ADOBES AMERICAN LEGION.....113
- CATHEY'S SEWING & VACUUM.....119
- CATHEY'S SEWING & VACUUM.....206-210
- CATHEY'S SEWING & VACUUM.....216-220
- CATHEY'S SEWING & VACUUM.....306-310
- CATHEY'S SEWING & VACUUM.....316-320





# Quilting Precision is now for Everyone

Introducing the first stitch regulator from Janome – our new A.S.R.™ (Accurate Stitch Regulator) system. Achieve Hi-Definition Quilting results on any color or texture fabric. This exclusive stitch regulation system kit comes standard with our Continental M17 and the Continental M8 Professional models, and is an optional accessory for the Horizon Memory Craft 9480QCP.

**Now Available for 3 models!**



**A.S.R.™**  
Accurate Stitch Regulator System



**CONTINENTAL M8**  
PROFESSIONAL



**CONTINENTAL M17**



**HORIZON MEMORY CRAFT**  
9480QC PROFESSIONAL



[www.janome.com](http://www.janome.com)



© 2024 Janome

[www.janome.com/accessories/sewing-machine-feet/a.s.r.-accurate-stitch-regulator-kit/](http://www.janome.com/accessories/sewing-machine-feet/a.s.r.-accurate-stitch-regulator-kit/)

**JANOME**

INTRODUCING

# MOXIE™

BY HANDI QUILTER

Now every stitch can be yours—from pieced top to finished quilt. Find 15 inches of free-motion freedom with the new HQ Moxie longarm quilting machine.



**OWN. EVERY. STITCH.** Learn more at [HandiQuilter.com/Moxie](http://HandiQuilter.com/Moxie) ▶▶

# Sew in Love

WITH THE PERFECT PAIR



**brother**  
at your side

1-800-4-A-BROTHER

[f](#) [t](#) [v](#) [i](#) [p](#) /brothersews

©2020 Brother International Corporation. ©Disney.