


Free Parking in Blue Lot!

A huge number of New, Exciting and Beautiful vendors booths!



Puyallup Quilt, Craft & Sewing Festival

Seminar & Workshop Program

November 14 - 16, 2024

Washington State Fair in Puyallup, WA
(Showplex Building – Enter at Blue Gate)



FESTIVAL HOURS: Thursday & Friday 10:00 am - 5:00 pm / Saturday 10:00 am - 4:00 pm

For more information, visit us online at: quiltcraftsew.com

PLATINUM SPONSORS

brother
at your side

JANOME
Reliability by Design



**Handi
Quilter**

WELCOME:

The Rusty Barn Promotion Group, Inc. welcomes you to the 17th Annual Quilt, Craft & Sewing Festival at the WA State Fair in Puyallup, WA.

At our show you will find a wide variety of Sewing, Quilting, Needle-art and Craft supply exhibits from many quality local and national companies. In addition, you will have the opportunity to participate in one or more of the many "Make and Take" Workshops or FREE educational Seminars.

Your ticket is good all three days of the show — so please take your time and don't miss any of the exciting new products, techniques or educational ideas.

Rusty Barn Promotion Group, Inc.
Chris Butler and Eric Spillett
2022 South 2100 East, Suite 201
Salt Lake City, Utah 84108
Email: rustybarn1@aol.com

SHOW RULES:

The following rules are established for everyone's comfort and safety. We hope these guidelines will help make this event as enjoyable as possible.

PLEASE DO NOT TOUCH - Please do not touch the displays. If you would like help with a display, please ask the exhibitor for assistance.

CHILDREN - Children must be supervised at all times by an adult. We do not recommend small children participate in the workshops.

FOOD-DRINKS-SMOKING - There will be no food or drinks permitted on the show floor, except in the concession areas. Smoking is not permitted anywhere in the building.

VIDEOS-PHOTOGRAPHS-SKETCHING - Photography, video taping, or sketching of the exhibitors' booths or merchandise is not permitted.

**FREE
COPY**

2024 Puyallup Quilt, Craft & Sewing Festival

Seminar Schedule

ROOM	11:00 AM	12:00 NOON	1:00 PM	2:00 PM	3:00 PM
1	NANCY SHIPLEY CERNA TREASURES DOWN UNDER	CHRISTIE TURNER INNOVATIVE TOOLS FOR QUILTING DESIGNED BY ALEX ANDERSON	ESTELLA WILLINGHAM KIMONO SLEEVE TOTE	CHRISTIE TURNER EMBROIDERY STABILIZER TIPS & TRICKS	CHRISTINA DOUGHTY COUNTED CROSS STITCH CLASS
2	CONNIE SPURLOCK YOU CAN DO IT EASIER AND BETTER!	KAREN BARRY TURTLES, TURTLES, TURTLES!	CONNIE SPURLOCK ONE OF A KIND JACKET	ROCHELLE SAVAGE MESH TOTE & PROJECT BAG WITH CORK FABRIC ACCENT	MIDWAY WOOL / JEN ANDERSON LEARN BASIC WOOL

**Both Seminars Rooms are located on the West side of the Hall.
Please see your free Show Program for additional details.**

SEMINAR DESCRIPTIONS

COUNTED CROSS STITCH CLASS

Christina Doughty (booth #800)
Want to learn counted cross stitch but don't know where to start? Join Christina and she will give you tips and tricks to get started.

Classroom #1, 3:00 pm

EMBROIDERY STABILIZER TIPS & TRICKS

Christie Turner (booth #100)
To get great embroidery results every time, you must begin with proper stabilization. This class will offer information on what type and how much stabilizer should be used for each kind of fabric or project. Learn the tips and tricks used by the professionals and change the way you embroider forever!

Classroom #1, 2:00 pm

INNOVATIVE TOOLS FOR QUILTING DESIGNED BY ALEX ANDERSON

Christie Turner (booth #100)
Ready to make your quilting even

easier? The right tools will set you up for success! Alex Anderson has designed a line of tools to make your quilting more efficient, accurate, and ergonomic. Join expert Christie Turner to learn how just a few tools can make anyone's quilting hobby more enjoyable!

Classroom #1, 12:00 noon

KIMONO SLEEVE TOTE

Estella Willingham (booth #710)
In 15 to 30 minutes sew a fold up pocket purse. Pattern provided at the end of the seminar to all attendees. A great sewing project for all ages, ages 8 and above as well as first time sewers.

Classroom #1, 1:00 pm

LEARN BASIC WOOL

Midway Wool / Jen Anderson (booth #1000)
Come and enjoy a free "Make and Take" interactive class using wool. You will leave with a fun project and knowledge on how to get started on a wool project.

Classroom #2, 3:00 pm

MESH TOTE & PROJECT BAG W/ CORK FABRIC ACCENT

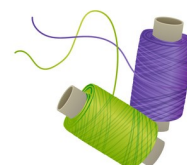
Rochelle Savage (booth #600)
Rochelle will share her quick and easy method of constructing a tote made from mesh and any novelty cotton print fabric. These totes are washable, lightweight, affordable, useful and adorable.

Classroom #2, 2:00 pm

ONE OF A KIND JACKET!

Connie Spurlock (booth #123)
Make your own one-of-a-kind jacket creation using a sweatshirt. Use whole cloth, unfinished projects, batik wedges, scraps, yarns, braids and iron-on crystals to make a stunning decorator jacket. We will show you all of the "do's" and especially the "don'ts" to inspire you to make a few fabulous gifts for others or for yourself.

Classroom #2, 1:00 pm



*continued on
next page*

FREE SEMINARS (continued):

TREASURES DOWN UNDER

Nancy Shipley Cerna (booth #1115)

Aboriginal art work is popular throughout the world and the oldest living ancient patterns. This tradition dates back over 50,000 years as revealed by carbon dating of rock and cave paintings in the caves of Central Australia. Amazingly, Aboriginal artists have little or no formal art training other than what they learn from their families. Aboriginal fabrics reveal stories, symbols and may be used individually or in concert with other fabrics to create quilts, clothing and accessories, including animal portrayals. See how your

creativity can bring these unique projects to life for yourself, family and friends.

Classroom #1, 11:00 am

TURTLES, TURTLES, TURTLES!

Karen Barry (booth #705)
Quilt Passions always features lots of turtle designs as the green sea turtle is a symbol of protection in Hawaiian culture. In this workshop we'll demo three of our most popular turtle applique patterns (including a stunning no-sew project) as well as a beautiful sashiko design. Something for all skill levels and a free gift for all attendees!

Classroom #2, 12:00 noon

YOU CAN DO IT EASIER AND BETTER!

Connie Spurlock (booth #123)
Ever wish there was an easier / better / faster way to get through some of your sewing projects? There is!! Would you like to turn 2 pieces of fabric rights sides out and have the opening be a perfectly straight edge? Want to learn the easiest way to bind a quilt with no measuring and no tools? Even a beginner can do it! Easily gather 100" ruffle in a minute? Come and learn some pattern designer tips that will quicken and improve your project results.

Classroom #2, 11:00 am

MAKE & TAKE WORKSHOPS

APPLIQUE THE EASY WAY WITH I-STITCH.COM

I-stitch.com / I-bead.com
Create beautiful art quilts with these quick tips and tricks. Learn how to set up a heat safe area on any table surface then create your "Charming Applique", a 5" x 5" design. Get right to the fun with these laser cut kits, no fussy cutting! Class fee \$5, laser cut kits from \$10 on up. Come sign up for your class time early space fills fast.

Booth #410

Material Charge See Above

ASSORTED FLAVORS TEA TOWEL

Sew Wonderful Dreams
Come make a tea towel with the most adorable chick. Choose between designer fabrics and pair it with the tea towel of your choice. Learn applique and make someone special a gift at the same time.

Booth #123, \$5.00



COUNTED CROSS STITCH HEART JAR TOPPER

Your Best Friends Quilt Shop
Join us and make a cute counted cross stitch heart jar topper.

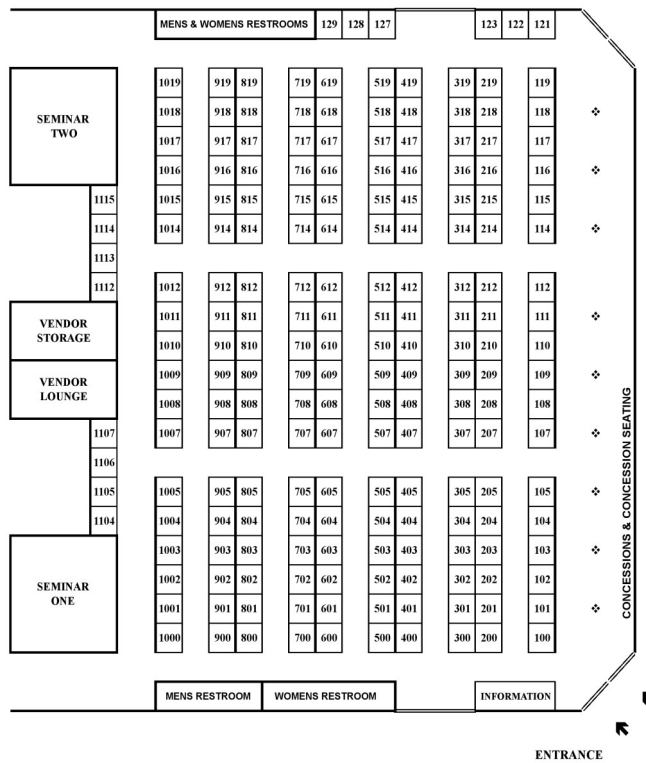
Booth #803, \$10.00

DESIGNER RIBBON KEY FOB

Patti Cakes Quilt Shop
Choose your ribbon and make a key fob on our heavy duty cotton webbing. Sew cute gift!

Booth #1014, \$5.00

Floorplan & Vendor Listing



GOOD VIBES QUILT SHOP	209-210
GOT KWILTS?.....	810-812
I-STITCH.COM / I-BEAD.COM	409-410
ISLAND QUILTER	1105-1107
JAPANESE ANTIQUES & TEXTILES	710-711
JUDY'S SEWING ON LINE.....	911-912
JULIE'S SEWING CORNER	700-703
JUST SEW VINTAGE.....	907-908
KAI SCISSORS.....	918-919
KITSAP QUILTERS	617
KNOTTY STITCHES.....	718-719
LALA & MER.....	1017-1019
MAENDELEO.....	1007-1008
MARTELLI ENTERPRISES.....	417-419
MIDWAY WOOL.....	1000-1005
MY MASSAGE PILLOW	814-815
MY QUILTING LOFT.....	914-916
NOT JUST QUILTS.....	1112-1115
PARADISO DESIGNS BY CHERYL KUCZEK.....	818-819
PATTI CAKES QUILT SHOP	1014-1016
PRECUTS QUILT SHOP	618-619
PURSE MAKING SUPPLY.....	127-129
PUYALLUP VALLEY QUILTERS.....	1104
QUALITY SEWING	100-108
QUALITY SEWING	200-208
QUALITY SEWING	300-308
QUALITY SEWING	400-408
QUILT PASSIONS	704-705
QUILTS OF VALOR.....	917
ROCHELLE'S FINE FABRICS.....	600-603
SASSAFRAS LANE DESIGNS	715-717
SEW GIRLIE FUN.....	807-809
SEW RENEWABLE.....	516-517
SEW WONDERFUL DREAMS	121-123
SEWING MACHINE SERVICE - BERNINA OF RENTON	114-119
SEWING MACHINE SERVICE - BERNINA OF RENTON	214-219
SEWLITE LED LIGHTING.....	314
SHABBY ROSE QUILTING & SEWING COTTAGE	903-905
STARLIT QUILTS	109-110
STITCHES IN TIME ANTIQUES.....	615-616
STITCHIN BY THE RIVER.....	816-817
THE QUILT HOUSE	316-319
THE SOJOURN COLLECTION	707-709
WORKMAN FARMS.....	309-312
YOUR BEST FRIENDS QUILT SHOP	800-803

PUYALLUP VENDORS (2024).....Booth

A CHARMING AFFAIR.....	518-519
AMERICAN SEWING GUILD.....	315
BEE UNIQUE DESIGNS	111-112
BIG MAT ROTARY CUTTING SURFACE.....	211-212
BLOCK PARTY STUDIOS	1011-1012
BO DEE OH!.....	1009-1010
BO-NASH.....	804-805
BOERSMA'S SEWING CENTER.....	503-505
CARRIAGE COUNTRY QUILTS.....	607-612
CITY VACUUM & SEWING.....	414-415 & 514-515
COPPER MOUNTAIN QUILTING	507-509
COUNTED QUILTS.....	502
COVINGTON QUILT GUILD.....	416
CRAFT KITS 2 GO	714
CRAZY QUILTERS OF FEDERAL WAY.....	902
CUTTERPILLAR.....	712
DOWNEY HOMESTEAD QUILTING.....	909-910
ECLIPSE QUILTER.....	900-901
FABRIC CORNER STORE.....	510-512
FASTURN.....	614
FIREWEED STITCHES BAG HARDWARE	604-605
G & P TRADING	411-412
GLITZ & GLAMOUR.....	500-501

INTRODUCING

MOXIE™

BY HANDI QUILTER

Now every stitch can be yours—from pieced top to finished quilt. Find 15 inches of free-motion freedom with the new HQ Moxie longarm quilting machine.



OWN. EVERY. STITCH. Learn more at HandiQuilter.com/Moxie ▶▶

Sew in Love

WITH THE PERFECT PAIR



brother
at your side

1-800-4-A-BROTHER

[f](#) [t](#) [v](#) [i](#) [p](#) /brothersews

©2020 Brother International Corporation. ©Disney.



Quilting Precision is now for Everyone

Introducing the first stitch regulator from Janome – our new A.S.R.™ (Accurate Stitch Regulator) system. Achieve Hi-Definition Quilting results on any color or texture fabric. This exclusive stitch regulation system kit comes standard with our Continental M17 and the Continental M8 Professional models, and is an optional accessory for the Horizon Memory Craft 9480QCP.

Now Available for 3 models!



CONTINENTAL M8 PROFESSIONAL



CONTINENTAL M17



HORIZON MEMORY CRAFT 9480QC PROFESSIONAL



www.janome.com

[f](#) [p](#) [i](#) [v](#) [t](#) © 2024 Janome

www.janome.com/accessories/sewing-machine-feet/a.s.r.-accurate-stitch-regulator-kit/

JANOME