

**Sew Creative & Colorful!
Lots of New & Exciting Exhibitors!**

Castle Rock Quilt, Craft & Sewing Festival

Seminar & Workshop Program


MAY 28, 29, & 30, 2026

at the Douglas County Fairgrounds

Exit 181 / Plum Creek Parkway & Go East to Fairgrounds Rd. - **FREE PARKING**

FESTIVAL HOURS: Thursday & Friday 10:00 am - 5:00 pm / Saturday 10:00 am - 4:00 pm

For more information, visit us online at: quiltcraftsew.com



PLATINUM SPONSORS

brother
at your side

JANOME
Reliability by Design



**Handi
Quilter**

WELCOME:

The Rusty Barn Promotion Group, Inc. welcomes you to the 12th Annual Quilt, Craft & Sewing Festival at the Douglas County Fairgrounds in Castle Rock, CO.

At our show you will find a wide variety of Sewing, Quilting, Needle-art and Craft supply exhibits from many quality local and national companies. In addition, you will have the opportunity to participate in one or more of the many "Make and Take" Workshops or FREE educational Seminars.

Your ticket is good all three days of the show — so please take your time and don't miss any of the exciting new products, techniques or educational ideas.

Rusty Barn Promotion Group, Inc.
Chris Butler and Eric Spillet
2022 South 2100 East, Suite 201
Salt Lake City, Utah 84108
Email: rustybarn1@aol.com

SHOW RULES:

The following rules are established for everyone's comfort and safety. We hope these guidelines will help make this event as enjoyable as possible.

PLEASE DO NOT TOUCH - Please do not touch the displays. If you would like help with a display, please ask the exhibitor for assistance.

CHILDREN - Children must be supervised at all times by an adult. We do not recommend small children participate in the workshops.

FOOD-DRINKS-SMOKING - There will be no food or drinks permitted on the show floor, except in the concession areas. Smoking is not permitted anywhere in the building.

VIDEOS-PHOTOGRAPHS-SKETCHING - Photography, video taping, or sketching of the exhibitors' booths or merchandise is not permitted.

**FREE
COPY**

2026 Castle Rock Quilt, Craft & Sewing Festival

Seminar Schedule

ROOM	11:00 AM	12:00 NOON	1:00 PM	2:00 PM
1	CONNIE SPURLOCK EVERYBODY LOVES A SHORTCUT!	CASSIDY KING ERGONOMIC FREE MOTION QUILTING	CONNIE SPURLOCK ONE OF A KIND JACKET!	NO SEMINAR SCHEDULED
2	NO SEMINAR SCHEDULED	CAROL BONETTI EASY PIECING GRID	STACY SURINA COME "CUDDLE" WITH ME	PATTI SHERWIN NO MORE WONKY QUILTS

The Seminar Rooms are accessed through the front Lobby area.
Please see your free Show Program for additional details.

SEMINAR DESCRIPTIONS

COME "CUDDLE" WITH ME

Stacy Surina (booth #510)

Join Stacy for this fun and informative quilting class on using cuddle fabric.

Classroom #2, 1:00 pm

ERGONOMIC FREE MOTION QUILTING

Cassidy King with Quilted Corners (booth #316)

Join Cassidy for the fun and free class on ergonomic free motion quilting. Learn how to avoid carpal tunnel and minimize neck strain with Baraldi gloves.

Classroom #1, 12:00 noon

EASY PIECING GRID

Carol Bonetti (booth #701)

The TenSisters Easy Piecing Grid allows you to create a traditional quilt in a non-traditional way. The Easy Piecing Grid is a printed, lightweight, fusible foundation made in the US. Perfectly pieced corners, no pinning, be amazed!

Classroom #2, 12:00 noon

EVERYBODY LOVES A SHORTCUT!

Connie Spurlock (booth #410)

Ever wish there was an easier / better / faster way to get through some of your sewing projects? There is!! Would you like to turn 2 pieces of fabric rights sides out and have the opening be a perfectly straight edge? Want to learn the easiest way to bind a quilt with no measuring and no tools? Even a beginner can do it! Easily gather 100" ruffle in a minute? Come and learn some pattern designer tips that will quicken and improve your project results.

Classroom #1, 11:00 am

NO MORE WONKY QUILTS

Patti Sherwin (booth #610)

Are you just learning and / or want to improve your skills? Join Patti, owner of Patti Cakes Quilt Shop and quiltin' for 20 years for tips and tricks for faster cutting, squaring up and finishing those UFO's.


Classroom #2, 2:00 pm

ONE OF A KIND JACKET!

Connie Spurlock (booth #410)

Make your own one-of-a-kind jacket creation using a sweatshirt. Use whole cloth, unfinished projects, batik wedges, scraps, yarns, braids and iron-on crystals to make a stunning decorator jacket. We will show you all of the "do's" and especially the "don'ts" to inspire you to make a few fabulous gifts for others or for yourself.

Classroom #1, 1:00 pm



MAKE & TAKE WORKSHOPS

APPLIQUÉ THE EASY WAY WITH AMY'S APPLIQUES

Amy's Appliqués

Create beautiful art quilts with these quick tips and tricks. Learn how to set up a heat safe area on any table surface then create your "Charming Appliqué", a 5" x 5" design. Get right to the fun with these laser cut kits, no fussy cutting! Class fee \$5, laser cut kits from \$10 on up. Come sign-up for your class time early space fills fast.

Booth #416, Material Charge See Above

ASSORTED FLAVORS TEA TOWEL

Sew Wonderful Dreams

Come make a tea towel with the most adorable chick. Choose between designer fabrics and pair it with the tea towel of your choice. Learn appliqué and make someone special a gift at the same time.

Booth #410, \$5.00



BEAUTIFUL TOTE BAG

Uniquely Crafts

Come have fun with us, design and make a unique and beautiful tote bag using iron-on crystal transfers.

Booth #710, \$8.00

MAKE A COASTER / ORNAMENT

Sue's Stencils & Lasercuts

We will sponge paint a coaster to decorate your table. Your choice of patterns.

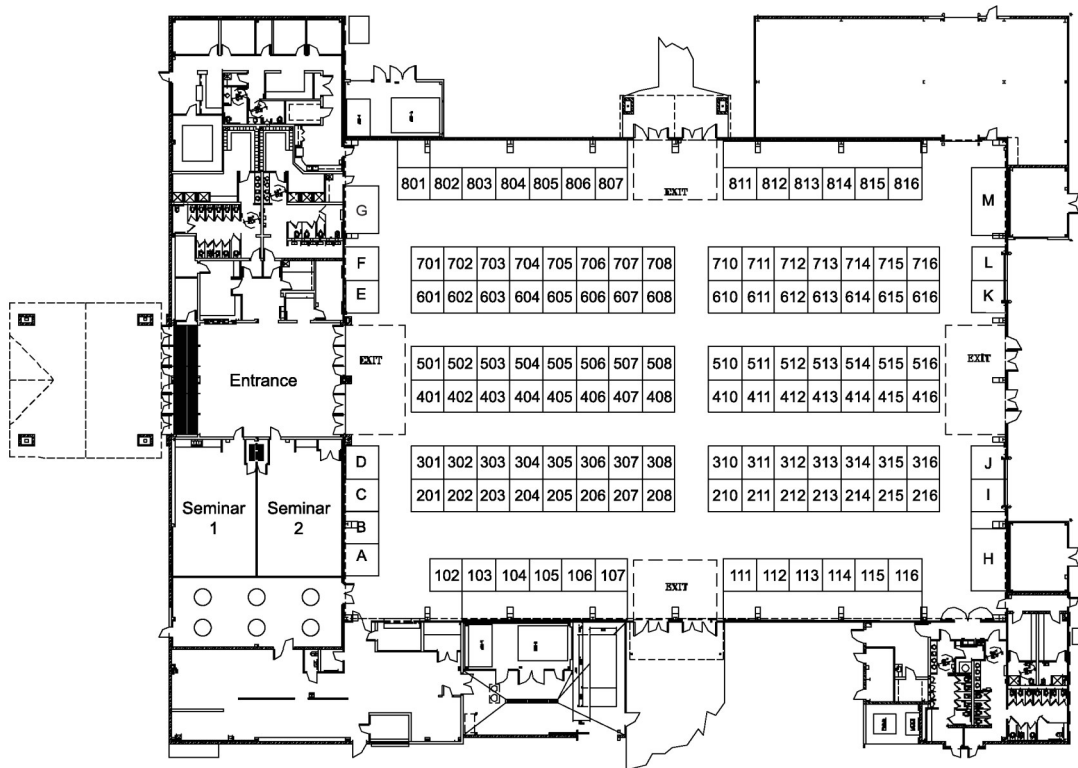
Booth #608, \$3.00

NOTES _____

PLATINUM SPONSORS



Floorplan & Vendor Listing - Castle Rock CO



CASTLE ROCK VENDORS (2026)

108" QUILT BACKINGS
 2 BUSY BEEZ
 A CHARMING AFFAIR
 A QUILTER'S CHOICE
 ABOVE & BEYOND SEWING & VACUUM
 AMY'S APPLIQUE
 BIG MAT ROTARY CUTTING SURFACE
 CARRIAGE COUNTRY QUILTS
 COLORADO CREATIONS QUILTING
 COTTON SANDWICH QUILT SHOP
 CUSTOM CREATIONS
 FABRIC CORNER STORE
 FROM MY HEART TO YOUR HANDS
 G & P TRADING
 GLITTER BUG FAIRY
 HAWAIIAN MOON
 HIGH COUNTRY QUILTS
 LAURA BELLAS
 LEGIT KITS
 MARTELLI ENTERPRISES
 MIDWAY WOOL

BOOTH(S)

B, C, D
 706-708
 715-716
 614-616
 801-805
 415-416
 210-211
 112-116
 201-202
 102-103
 510-514
 203-205
 413-414
 806-807
 601-603
 816
 501-506
 212-213
 111
 515-516
 811-815

MONARCH ILLUMINATION & OLISO

MY FINE YARN
 MY MASSAGE PILLOW
 PATTI CAKES QUILT SHOP
 PEAK TO PEAK STITCHING
 PURELY GATES EMBROIDERY
 PURSE MAKING SUPPLY
 QUILTED CORNERS
 QUILTED HEARTZ
 REDFERN ENTERPRISES
 ROCKY MOUNTAIN SEWING & VACUUM
 ROCKY MOUNTAIN SEWING & VACUUM
 SEW RENEWABLE
 SEW WONDERFUL DREAMS
 SEW-CIETY
 STITCHIN BY THE RIVER
 SUE'S STENCILS & LASER CUTS
 TAILOR MADE TABLES
 THREAD BEAR
 THREADZ
 UNIQUELY CRAFTS
 WALKINGSHAW ENTERPRISES

G

604-605
 L & K
 610-613
 A
 214-216
 206-208
 313-316
 104-106
 I & J
 310-312
 301-308 &
 401-408
 H
 410-412
 701-705
 507-508
 606-608
 107
 713-714
 M
 710-712
 E & F

Introducing the
Infinity 28™.
Let's quilt.

Handi Quilter

Come visit our booth for a test drive.



Sew in Love

WITH THE PERFECT PAIR



brother
at your side

1-800-4-A-BROTHER

[f](#) [t](#) [v](#) [i](#) [p](#) /brothersews

©2020 Brother International Corporation. ©Disney.

Quilting Precision is now for Everyone

Introducing the first stitch regulator from Janome - our new A.S.R.™ (Accurate Stitch Regulator) system.

Achieve Hi-Definition Quilting results on any color or texture fabric. This exclusive stitch regulation system kit comes standard with our Continental M17 and the Continental M8 Professional models, and is an optional accessory for the Horizon Memory Craft 9480QCP.

Now Available for 3 models!



A.S.R.™
Accurate Stitch Regulator System



CONTINENTAL M8
PROFESSIONAL



HORIZON MEMORY CRAFT
9480QCP PROFESSIONAL



CONTINENTAL M17



www.janome.com

[f](#) [p](#) [i](#) [v](#) [t](#) © 2024 Janome

www.janome.com/accessories/sewing-machine-feet/a.s.r.-accurate-stitch-regulator-kit/

JANOME