

**Sew Creative & Colorful!
Lots of New & Exciting Exhibitors!**

Castle Rock Quilt Craft & Sewing Festival

May 30 - June 1, 2024

**FREE
PARKING!**

Douglas County Fairgrounds / Castle Rock, Colorado
Exit 181 / Plum Creek Parkway & Go East to Fairgrounds Rd

FESTIVAL HOURS:

Thursday, Friday, & Saturday
10:00 am - 5:00 pm (Thur & Fri)
10:00 am - 4:00 pm (Sat)

PLATINUM SPONSORS

brother
at your side

JANOME
Reliability by Design



**Handi
Quilter**

WELCOME:

The Rusty Barn Promotion Group, Inc. welcomes you to the Castle Rock Quilt, Craft and Sewing Festival at the Douglas County Fairgrounds.

At our show you will find a wide variety of Sewing, Quilting, Needle-art and Craft supply exhibits from many quality local and national companies. In addition, you will have the opportunity to participate in one or more of the many "Make and Take" Workshops or FREE educational Seminars.

Your ticket is good all three days of the show — so please take your time and don't miss any of the exciting new products, techniques or educational ideas.

Rusty Barn Promotion Group, Inc.

Chris Butler & Eric Spillett

2022 South 2100 East, Suite 201

Salt Lake City, Utah 84108

rustybarn1@aol.com

SHOW RULES:

The following rules are established for everyone's comfort and safety. We hope these guidelines will help make this event as enjoyable as possible.

PLEASE DO NOT TOUCH - Please do not touch the displays. If you would like help with a display, please ask the exhibitor for assistance.

CHILDREN - Children **must** be supervised at all times by an adult. We do not recommend small children participate in the workshops.

FOOD-DRINKS-SMOKING - There will be no food or drinks permitted on the show floor, except in the concession areas. Smoking is **not** permitted anywhere in the building.

VIDEOS-PHOTOGRAPHS-SKETCHING - Photography, video taping, or sketching of the exhibitors' booths or merchandise is not permitted.

EXHIBITOR MAKE & TAKE WORKSHOPS:

Sign up at the exhibitor booth for each workshop

BOOKMARK

Uniquely Crafts

The kit includes everything to make it to make the Bookmark. You will be placing beads onto the bookmark to bedazzle the front cover of the bookmark. The recommended age is 7 years and up. The Make and Take price is only for those that sit and make the Bookmark, otherwise they are a different price for purchase.
Booth #710, \$ 10.00

ASSORTED FLAVORS TEA TOWEL

Sew Wonderful Dreams

Come make a tea towel with the most adorable chick. Choose between designer fabrics and pair it with the tea towel of your choice. Learn applique and make someone special a gift at the same time.

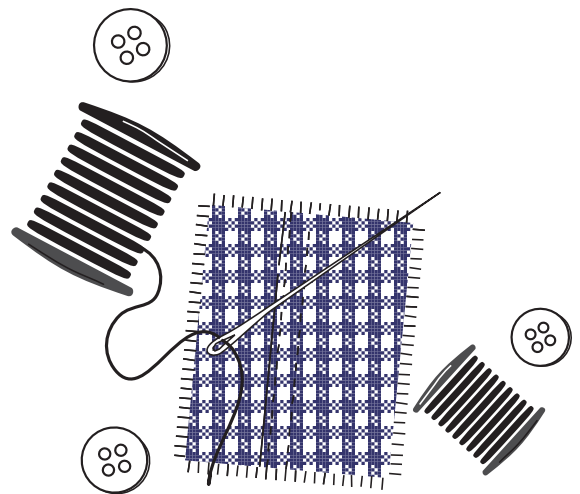

Booth #410, \$5.00

UNIQUE COASTER

Sue's Sparklers

In approx. 2 minutes you will use a laser-cut applique to make a coaster. Permanent bond and very usable. No time, no talent!

Booth #613, \$3.00



FREE EXHIBITOR SEMINAR SCHEDULE:

BASIC FOUNDATION

PIECING WITH EZ PIECING

Deb Gansberger (booth #211)

Let us introduce you to our Leave-In Foundations. Even if you have tried paper piecing and weren't happy with the technique or the outcome, we will show you how easy our foundations are. They will give you that perfect block with perfect points. Take home a free block to give it a try. Sewing on the line and not

having to worry about perfect cutting and perfect 1/4" seams make this a snap and sew EZ!

Classroom #2, 1:00 pm

EASY PIECING GRID

Carol Bonetti (booth #701)

The TenSisters Easy Piecing Grid allows you to create a traditional quilt in a non-traditional way. The Easy Piecing Grid is a printed, lightweight, fusible foundation made in the US. Perfectly

pieced corners, no pinning, be amazed!

Classroom #1, 2:00 pm

FAST! FUN! FUSE!

Doris Deutmeyer (booth #716)

Fused raw edge applique for landscape art quilts! Learn about the tools, notions and tips for success to create fabric landscapes using raw edge applique techniques. Doris will guide you through the process of using iron-on

continued

FREE EXHIBITOR SEMINAR SCHEDULE Cont:

adhesives. With Doris's original patterns and instructions you will be on your way to trace, cut and fuse a fabulous landscape!
Classroom #2, 12:00 noon

LEARN BASIC WOOL

Midway Wool / Jen Anderson (booth #811)
Come and enjoy a free "Make and Take" interactive class using wool. You will leave with a fun project and knowledge on how to get started on a wool project.
Classroom #2, 2:00 pm

NO TIME, NO TALENT!

Sue Purdy (booth #611)
Sue will demonstrate how to spray paint and sponge paint (using shaving cream) and then iron on a sparkly design for texture. She will also demo doing a laser-cut applique. All No Time, No Talent!
Classroom #1, 12:00 noon

ONE OF A KIND JACKET

Connie Spurlock (booth #410)
Make your own one-of-a-kind jacket creation using a sweatshirt. Use whole cloth, unfinished projects, batik wedges, scraps, yarns, braids and iron-on crystals to make a stunning decorator jacket. We will show you all of the "do's" and especially the "don'ts" to inspire you to make a few fabulous gifts for others or for yourself.
Classroom #1, 1:00 pm

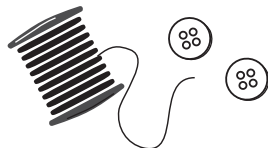
TURTLES, TURTLES, TURTLES!

Karen Barry (booth #608)
Quilt Passions always features lots of turtle designs as the green sea turtle is a symbol of protection in Hawaiian culture. In this workshop we'll demo three of our most popular turtle applique patterns (including a stunning


no-sew project) as well as a beautiful sashiko design. Something for all skill levels and a free gift for all attendees!
Classroom #2, 11:00 am

YOU CAN DO IT EASIER AND BETTER!

Connie Spurlock (booth #410)
Ever wish there was an easier / better / faster way to get through some of your sewing projects? There is!! Would you like to turn 2 pieces of fabric rights sides out and have the opening be a perfectly straight edge? Want to learn the easiest way to bind a quilt with no measuring and no tools? Even a beginner can do it! Easily gather 100" ruffle in a minute? Come and learn some pattern designer tips that will quicken and improve your project results.
Classroom #1, 11:00 am



FREE EXHIBITOR SEMINAR SCHEDULE: (Thursday, Friday and Saturday)



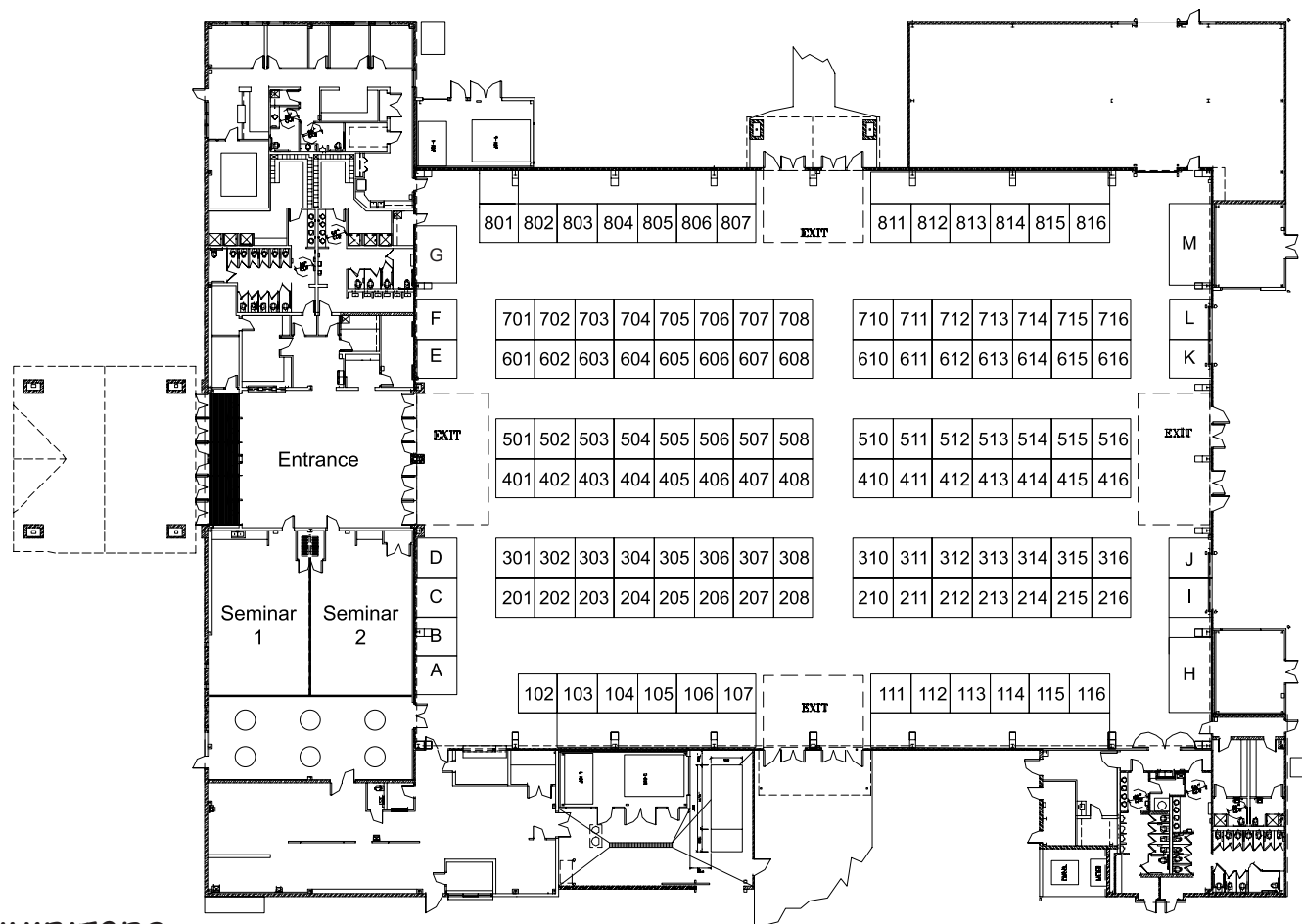
	11:00 AM	12:00 Noon	1:00 PM	2:00 PM
Class 1	CONNIE SPURLOCK YOU CAN DO IT EASIER AND BETTER!	SUE PURDY NO TIME, NO TALENT!	CONNIE SPURLOCK ONE OF A KIND JACKET	CAROL BONETTI EASY PIECING GRID
Class 2	KAREN BARRY TURTLES, TURTLES, TURTLES	DORIS DEUTMEYER FAST! FUN! FUSE!	DEB GANSBERGER BASIC FOUNDATION PIECING WITH EZ PIECING	MIDWAY WOOL / JEN ANDERSON LEARN BASIC WOOL

All Seminars are Free of Charge
(with your admission ticket)

Castle Rock Quit, Craft & Sewing Festival

Douglas County Fairgrounds

Events Center (May 30 - June 1, 2024)



EXHIBITORS:

CASTLE ROCK VENDORS (2024)	BOOTH(S)	MAENDELEO	106-107
108" QUILT BACKINGS	B, C, D	MARTELLI ENTERPRISES	615-616
2 BUSY BEEZ	706-708	MIDWAY WOOL	811-815
ABOVE & BEYOND SEWING & VACUUM	801-805	MY MASSAGE PILLOW	L & K
BO-NASH INC.	210	NEW ERA DISTRIBUTING	415-416
BOUND TO BE QUILTING	M	PURELY GATES EMBROIDERY	214-216
CARRIAGE COUNTRY QUILTS	112-116	PURSE MAKING SUPPLY	206-208
COLORADO CREATIONS QUILTING	201-202	QUILT NERDS	G
COTTON SANDWICH QUILT SHOP	102-103	QUILT PASSIONS	607-608
CUSTOM CREATIONS	510-513	REDFERN ENTERPRISES	I & J
CUTTERPILLAR	705	ROCKY MOUNTAIN SEWING	310-312
ECLIPSE QUILTER	315-316	ROCKY MOUNTAIN SEWING & VACUUM	301-308 & 401-408
EZ PIECING	211-213	SEW RENEWABLE	H
FABRIC CORNER STORE	203-205	SEW WONDERFUL DREAMS	410-412
FABRICATIONS BY DORIS	715-716	SEW-CIETY	701-704
FIREWEED STITCHES BAG HARDWARE	713-714	STITCHERS GARDEN	605-606
FROM MY HEART TO YOUR HANDS	413-414	STITCHIN BY THE RIVER	507-508
G & P TRADING	104-105	SUE'S STENCILS & LASER CUTS	611-613
GLENDIA WILDER DESIGNS	610	THE QUILT HOUSE	601-604
GLITTER BUG FAIRY	806-807	THIMBLES FOR YOU	614
GLITZY TIPS FOR U - COLOR STREET	111	THREAD BEAR	313-314
HAWAIIAN MOON	816	UNIQUELY CRAFTS	710-712
HIGH COUNTRY QUILTS	501-506	WALKINGSHAW ENTERPRISES	E & F
KATE SMYTH ART	A		
LEGIT KITS	514-516		



Quilting Precision is now for Everyone

Introducing the first stitch regulator from Janome – our new A.S.R.™ (Accurate Stitch Regulator) system. Achieve Hi-Definition Quilting results on any color or texture fabric. This exclusive stitch regulation system kit comes standard with our Continental M17 and the Continental M8 Professional models, and is an optional accessory for the Horizon Memory Craft 9480QCP.

Now Available for 3 models!



CONTINENTAL M8 PROFESSIONAL



CONTINENTAL M17

HORIZON MEMORY CRAFT 9480QC PROFESSIONAL



JANOME



www.janome.com



© 2024 Janome

www.janome.com/accessories/sewing-machine-feet/a.s.r.-accurate-stitch-regulator-kit/

INTRODUCING

MOXIE™

BY HANDI QUILTER

Now every stitch can be yours—from pieced top to finished quilt. Find 15 inches of free-motion freedom with the new HQ Moxie longarm quilting machine.



OWN. EVERY. STITCH. Learn more at HandiQuilter.com/Moxie ▶▶

Sew in Love

WITH THE PERFECT PAIR



brother
at your side

1-800-4-A-BROTHER

[f](#) [t](#) [v](#) [i](#) [p](#) /brothersews

©2020 Brother International Corporation. ©Disney.