

**Sew Creative & Colorful!
Lots of New & Exciting Exhibitors!**

Phoenix Quilt, Craft & Sewing Festival

Seminar & Workshop Program

January 25-27, 2024

Arizona State Fairgrounds (In the Yellow and Green buildings!)

Enter Parking @ 17th Ave. & McDowell

FESTIVAL HOURS: Thursday & Friday 10:00 am - 5:00 pm / Saturday 10:00 am - 4:00 pm

For more information, visit us online at: quiltcraftsew.com

PLATINUM SPONSORS

brother
at your side

JANOME
Reliability by Design

 **Handi
Quilter**

WELCOME:

The Rusty Barn Promotion Group, Inc. welcomes you to the 30th annual Phoenix Quilt, Craft & Sewing Festival at the Arizona State Fairgrounds in Phoenix.

At our show you will find a wide variety of Sewing, Quilting, Needle-art and Craft supply exhibits from many quality local and national companies. In addition, you will have the opportunity to participate in one or more of the many "Make and Take" Workshops or FREE educational Seminars.

Your ticket is good all three days of the show — so please take your time and don't miss any of the exciting new products, techniques or educational ideas.

Rusty Barn Promotion Group, Inc.

Chris Butler and Eric Spillet

2022 South 2100 East, Suite 201

Salt Lake City, Utah 84108

Email: rustybarn1@aol.com

SHOW RULES:

The following rules are established for everyone's comfort and safety. We hope these guidelines will help make this event as enjoyable as possible.

PLEASE DO NOT TOUCH - Please do not touch the displays. If you would like help with a display, please ask the exhibitor for assistance.

CHILDREN - Children **must** be supervised at all times by an adult. We do not recommend small children participate in the workshops.

FOOD-DRINKS-SMOKING - There will be no food or drinks permitted on the show floor, except in the concession areas. Smoking is **not** permitted anywhere in the building.

VIDEOS-PHOTOGRAPHS-SKETCHING -

Photography, video taping, or sketching of the exhibitors' booths or merchandise is not permitted.

**FREE
COPY**

FREE SEMINARS:

BASIC FOUNDATION

PIECING WITH EZ PIECING

Deb Gansberger (booth #539)

Let us introduce you to our Leave-In Foundations. Even if you have tried paper piecing and weren't happy with the technique or the outcome, we will show you how easy our foundations are. They will give you that perfect block with perfect points. Take home a free block to give it a try.

Sewing on the line and not having to worry about perfect cutting and perfect 1/4" seams make this a snap and sew EZ!

Classroom #2, 2:00 pm

BEAUTIFUL MACHINE EMBROIDERY

Ramona Hooker (booth #432)

Join Ramona Hooker, RNK Educator, for an insider look at creating beautiful machine embroidery. If you are just starting your embroidery journey, returning to embroidery or would like to see what's new, this class is for you!

Classroom #1, 11:00 am

CREATE ENCHANTING CUSTOM FABRIC WITH WASHABLE TSUKINEKO INK

Joyce Teng (booth #234)

Have you ever wanted to

transform a piece of dull, boring fabric into something original and luminous? Joyce's passion for fiber art has led her to discover innovative techniques for creating printed color images on fabric ranging from silk to cotton to polyester, and she is excited to share these techniques with you.

Classroom #2, 12:00 noon & 3:00 pm

GO BEYOND THE INSTRUCTIONS YOUR PATTERNS GIVE!

John Brady (booth #224)

Patterns tell you exactly what to cut and how to cut it. But if you're like me, you like knowing the reasons behind the instructions your patterns give. After this class, patterns will make more sense and you might even decide it's not so hard to make a block any size you want, without even needing a pattern.

Classroom #1, 1:00 pm

LEARN BASIC WOOL

Midway Wool / Jen Anderson (booth #442)

Come and enjoy a free "Make and Take" interactive class using wool. You will leave with

a fun project and knowledge on how to get started on a wool project.

Classroom #3, 1:00 pm

MACHINE QUILTING WITH RULERS

Gina Perkes (booth #125)

Discover how to use rulers to easily finish your quilt tops using any machine type. Gina will share her techniques for success and designs for inspiration!

Classroom #1, 2:00 pm

MEASURE, MARK AND CUT!

Raylene Salazar (booth #217)

Join Raylene for this informative class as she shares her favorite and affordable marking and cutting tools. She will also share their great assortment of acrylic rulers and templates and give tips for accurate cutting. Free gift to everyone who attends this class.

Classroom #1, 12:00 noon

MIA SU KIMONO JACKET

Bobbie Bergquist (booth #817)

How to make a beautiful Jacket with 5 basic pieces. 2 Fronts, 1 Back and 2 Sleeves, see 5 variations.

Continued

FREE SEMINARS continued

Basic using single fabric, Amazing Poppies Panel, Strip Piecing fully lined, Double Dragonfly stained-glass & Three Flamingo Jacket.

Classroom #2, 11:00 am

MOVE INTO QUILTING W/ SIX BASIC SHAPES!

RaNae Merrill (booth #229)

Did you know that six basic shapes are the building blocks of all quilting patterns? Learn them with my fun and easy "quilting yoga" movements that your body already knows and instantly get into the quilting groove! Then learn how to combine these six shapes to create any quilting design. Quilters of all levels can use this quilting technique for either a domestic or longarm machine.

Classroom #3, 2:00 pm

NO TIME, NO TALENT!

Sue Purdy (booth #100)

Sue will demonstrate how to spray paint and sponge paint (using shaving cream) and then iron on a sparkly design for texture. She will also demo doing a laser-cut applique. All No Time, No Talent!

Classroom #2, 1:00 pm

ONE OF A KIND JACKET

Connie Spurlock (booth #144)

Make your own one-of-a-kind jacket creation using a sweatshirt. Use whole cloth, unfinished projects, batik wedges, scraps, yarns, braids and iron-on crystals to make a stunning decorator jacket. We will show you all of the "do's" and especially the "don'ts" to inspire you to make a few fabulous gifts for others or for yourself.

Classroom #3, 3:00 pm

QUILTERS SELECT

Ramona Hooker (booth #432)

Join Ramona Hooker, RNK Educator, as she shows you how to become a better quilter instantly! Find out why more quilters select Quilters Select tools to perfect their craft. You'll leave this seminar with techniques and tips for your next project.

Classroom #1, 3:00 pm

YOU CAN DO IT EASIER AND BETTER!

Connie Spurlock (booth #144)

Ever wish there was an easier / better / faster way to get through some of your sewing projects? There is!! Would you like to turn 2 pieces of fabric

rights sides out and have the opening be a perfectly straight edge? Want to learn the easiest way to bind a quilt with no measuring and no tools? Even a beginner can do it! Easily gather 100" ruffle in a minute? Come and learn some pattern designer tips that will quicken and improve your project results.

Classroom #3, 11:00 am

UNLOCK YOUR CREATIVITY - THE KEY IS TEMPLATES!

Patricia Simmons (booth #232)

Are you convinced the Artistic fairy bypassed you? Join Patricia as she shows you how to move templates to create stunning designs that look complicated but are in reality the simplest of shapes. These techniques can be used by all quilters and crafters from hand quilters to home machine quilters to mid- and longarm quilters. Learn techniques to create blocks and borders. From simple shapes to complex looking designs.

Classroom #3, 12:00 noon

Continued

MAKE & TAKE WORKSHOPS

ASSORTED FLAVORS TEA TOWEL

Sew Wonderful Dreams

Come make a tea towel with the most adorable chick—choose between designer fabrics and pair it with the tea towel of your choice. Learn applique and make someone special a gift at the same time! Material cost \$5.00 includes tea towel and applique. Other appliques available also.

Booth #144, \$5.00

BOOKMARK

Uniquely Crafts

The kit includes everything to make it to make the Bookmark. You will be placing beads onto the bookmark to bedazzle the front cover of the bookmark. The recommended age is 7 years and up. The Make and Take price is only for those that sit and make the Bookmark, otherwise they are a different price for purchase.

Booth #141, \$10.00

CREATE A FASHIONABLE LACE JEWELRY!

TSC Designs

Pick your choice of 2 TSC Design lace pieces that you will customize and decorate with fabric inks and glitter. One piece is for practice during the make and take workshop, and we'll give you another piece to take home and enjoy.

Booth #234, \$5.00

DESIGNER RIBBON KEY FOB

Patti Cakes Quilt Shop

Choose your ribbon and make a key fob on our heavy duty cotton webbing. Sew cute gift!

Booth #444, \$5.00

MEMORY TREASURES

Tessler Stamps

Come make a fun cute memory treasure! (glass pendant or 3D image on fabric)

Booth #406, \$5.00

STAINED GLASS QUILT

Quilter's Treasure

Do you love the look of Stained Glass? Are you intimidated by appliqué? Now you can learn a quick, easy and fun way to make stained glass quilts! You will be able to convert stained glass patterns and apply this simple technique. You no longer have to use raw edge, registration marks, paper piecing, reverse appliqué, satin stitching, fusible web, etc. Your quilts will be soft, not stiff. You will learn how to piece, stitch and quilt at the same time reducing your stitching by 50%! This workshop is fun for everyone, and appropriate for all levels. Kit includes, top, marbled fabric, Leadline, full size pattern, instructions.

Booth #817, \$5.00

UNIQUE COASTER

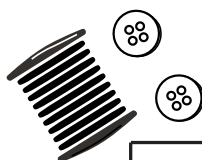
Sue's Sparklers

In approx. 2 minutes you will use a laser-cut applique to make a coaster. Permanent bond and very usable. No time, no talent!

Booth #100, \$3.00

FREE SEMINAR SCHEDULE

Thursday, Friday and Saturday - Located in the Youth Bldg, Southeast of Main Exhibit Bldg.



	11:00 AM	12:00 NOON	1:00 PM	2:00 PM	3:00 PM
CLASS 1	RAMONA HOOKER BEAUTIFUL MACHINE EMBROIDERY	RAYLENE SALAZAR MEASURE, MARK AND CUT!	JOHN BRADY GO BEYOND THE INSTRUCTIONS YOUR PATTERNS GIVE!	GINA PERKES MACHINE QUILTING WITH RULERS	RAMONA HOOKER QUILTERS SELECT
CLASS 2	BOBBIE BERGQUIST MIA SU KIMONO JACKET	JOYCE TENG CREATE ENCHANTING CUSTOM FABRIC W/ WASHABLE TSUKINEKO INK	SUE PURDY NO TIME, NO TALENT!	DEB GANSBERGER BASIC FOUNDATION PIECING W/ EZ PIECING	JOYCE TENG CREATE ENCHANTING CUSTOM FABRIC W/ WASHABLE TSUKINEKO INK
CLASS 3	CONNIE SPURLOCK YOU CAN DO IT EASIER AND BETTER	PATRICIA SIMMONS UNLOCK YOUR CREATIVITY - THE KEY IS TEMPLATES!	MIDWAY WOOL / JEN ANDERSON LEARN BASIC WOOL	RANAE MERRILL MOVE INTO QUILTING W/ SIX BASIC SHAPES	CONNIE SPURLOCK ONE OF A KIND JACKET

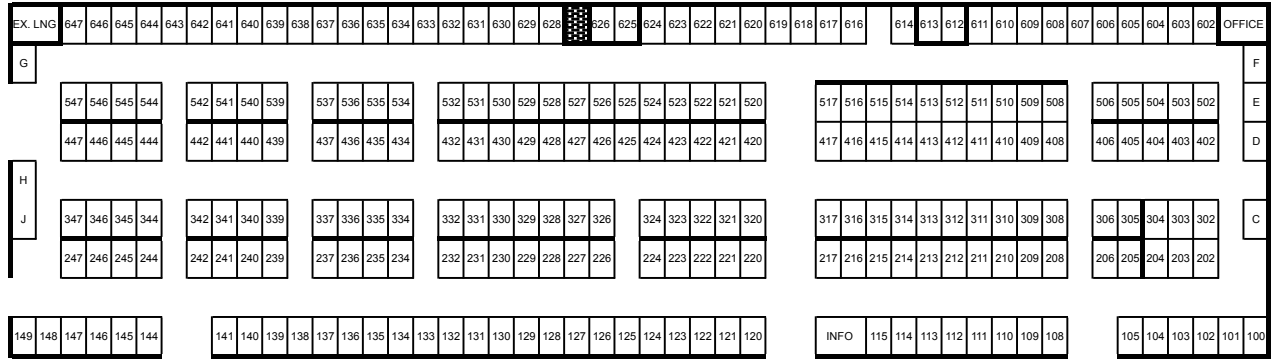
ARIZONA VENDORS (2024)	BOOTH(S)		
108" QUILT BACKINGS	402-404	MAD B'S QUILT & SEW	645-647
2 BUSY BEEZ	339-341	MAENDELEO	208-209
35TH AVENUE SEW & VAC	408-417	MAGNIFICENT QUILT COMPANY	138
35TH AVENUE SEW & VAC	508-517	MARTELLI ENTERPRISES	334-336
35TH AVENUE SEW & VAC	312-317	MIDWAY WOOL	439-442
35TH AVENUE SEW & VAC	612-613	MOTHERLAND FABRICS	809
A CHARMING AFFAIR	346-347	MULQUEEN SEWING & FABRIC CENTERS	625-626
ALL ABOUT BLANKS . COM	504-506	MULQUEEN SEWING & FABRIC CENTERS	420-432
ALL ABOUT COLOR QUILTING . COM	E & F	MULQUEEN SEWING & FABRIC CENTERS	520-532
AMERICAN SEWING GUILD	823	MY MASSAGE PILLOW	205-206
ARIZONA QUILTERS GUILD	FRONT	NATURE'S PREMIUM SKINCARE	337
AZ DESERT WEAVERS & SPINNERS	908	P CARTER CARPIN SERIOUS WHIMSEY	436-437
BIG MAT ROTARY CUTTING SURFACE	104-105	PATTI CAKES QUILT SHOP	444-447
BLOCK PARTY QUILT CO.	108-109	PAULINE'S QUILTERS WORLD	632-633
BLOCK PARTY STUDIOS	126-128	PHOENIX AREA QUILTER'S ASSOC.	822
BO-NASH INC.	616-617	PURELY GATES EMBROIDERY	706-709
BROWN BIRD DESIGNS	G	PURPLE PINEAPPLE STUDIO	813-814
CARRIAGE COUNTRY QUILTS	320-324	PURSE MAKING SUPPLIES	241-242
CHALK COUTURE	329-330	QUILT CULTURE	628-629
CLARE ROWLEY / CREATIVE FEET	910-911	QUILTER'S HAVEN	215-217
COLOR STREET	C	QUILTER'S RULE	230-232
COPPER MOUNTAIN QUILTING	112-115	QUILTER'S TREASURE	815-817
COYOTE COUNTRY SEASONINGS	710-711	REDFERN ENTERPRISES	D
CUSTOM CREATIONS	602-605	SEW ERGO ADVANTAGE	331
CUTCO CUTLERY	537	SEW RENEWABLE	800-801
CUTTERPILLAR	328	SEW VERY SMOOTH	808 & 1/2 807
DAWN SKLAR RIBBON	131-132	SEW WONDERFUL DREAMS	144-146
DESERT STITCHIN	147-149	SEWING 101	103
DESERT THREADERS EGA	821	SEWING DELIGHTS FABRIC STORE	806 & 1/2 807
DONNA'S QUILT SHOP	622-624	SEWING NUTS	818-820
EASY FAB DESIGN STUDIO	614	SEWING THE GOOD LIFE	704-705
ECLIPSE QUILTER	246-247	SEWLITE LED LIGHTING	332
ELKHORN QUILT COMPANY	244-245	SHABBY ROSE QUILTING & SEWING COTTAGE	133-135
EZ PIECING	539-541	SPECIALTY HEMSTITCHING	502-503
FABRIC CORNER STORE	220-222	STITCHIN BY THE RIVER	914-915
FABRITIQUE	810-811	SUE'S SPARKLERS . COM	100-102
FASTURN	714-715	SUN VALLEY QUILTS	804-805
FIBERWORKS	701-703	SUN VALLEY QUILTS	901-905
FIREWEED STITCHES	630-631	SUPERIOR THREADS	608-611
FREE MOTION MASTERY IN A MONTH	229	SWEET PEA MACHINE EMBROIDERY DESIGNS	534-536
FROM MY HEART TO YOUR HANDS QUILT DESIGNS	639-640	SWEET PZ DEZIGNS	636-638
G & P TRADING	305-306	SWEETLY UNIQUE BOUTIQUE	620
GLOBAL ARTISANS	326-327	TAILOR MADE TABLES	342
GUIDELINES 4 QUILTING	234-235	TESSLER CRAFTS	405-406
HANCY CREATIONS	634-635	THE CALICO CUPBOARD	308-311
HANDY CADDY & IRRESISTABLE LEGGINGS / TROPIC OPTIONS H & J		THE COPPER NEEDLE	124-125
HAWAIIAN MOON	812	THE COTTAGE ROSE	136-137
HUSQVARNA VIKING SEWING GALLERY	202-204 & 302-304	THE QUILT HOUSE INC.	120-123
IRONMATIK	236-237	THE WHIMSICAL WORKSHOP	434-435
JAN SHORE DESIGNS	641-644	THE WRIGHT FABRIC	906-907
JAPANESE ANTIQUES & TEXTILES	824-826	THIMBLES FOR YOU	210
JULIE'S SEWING CORNER	544-547	THREAD BEAR	606-607
LACEY LADIES OF ARIZONA	909	TRACEY'S TABLES	803
LAKESIDE SCISSORS	226-228	TSC DESIGNS	223-224
LAURA BELLAS	110-111	UNIQUELY CRAFTS	139-141
LEGIT KITS	618-619	WALKINGSHAW ENTERPRISES	802
LIPSENSE / SENEGENCE	542	WINLINE BATTING	129-130
LITTLE HOUSE OF COTTONS	621	WORKMAN FARMS	211-214
LORALIE DESIGNS	239-240	YAZZII USA	343-344

Phoenix Quilt, Craft & Sewing Festival

January 25-27, 2024

Arizona State Fairgrounds (Exhibit Building)

Restrooms



Restrooms

NORTH →

Entrance ↓

Buy Tix Here



Yellow Bldg.

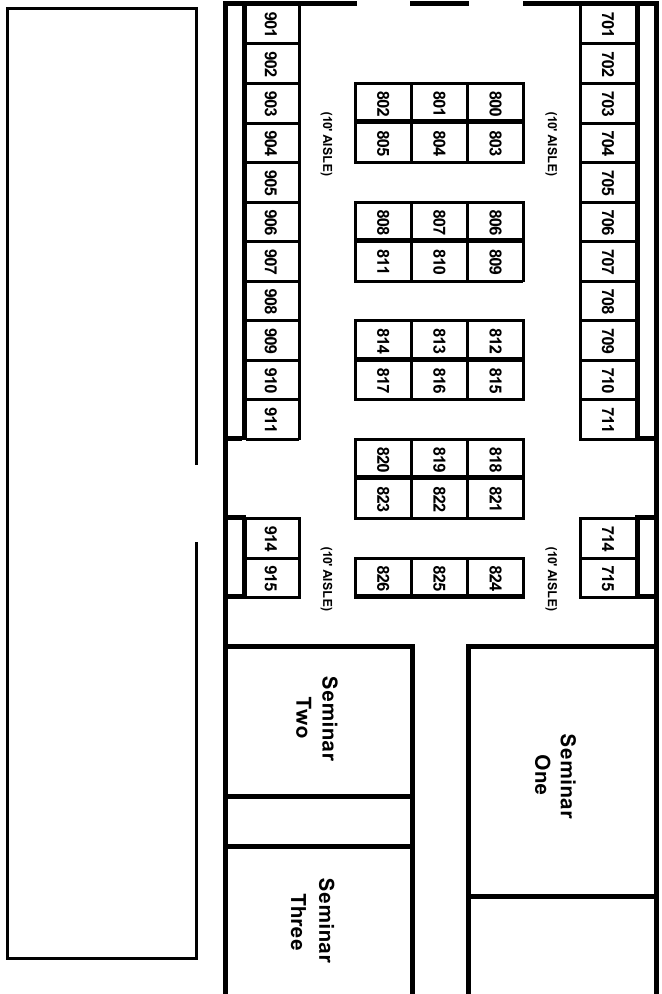


Green Bldg. / Class Bldg.

Arizona State Fairgrounds (Youth Building)

All Classes Located at the Back of Green Building

Parking Lot



INTRODUCING

MOXIE™

BY HANDI QUILTER

Now every stitch can be yours—from pieced top to finished quilt. Find 15 inches of free-motion freedom with the new HQ Moxie longarm quilting machine.



OWN. EVERY. STITCH. Learn more at HandiQuilter.com/Moxie ▶▶

Sew in Love

WITH THE PERFECT PAIR



brother
at your side

1-800-4-A-BROTHER

[f](#) [t](#) [v](#) [i](#) [p](#) /brothersews

©2020 Brother International Corporation. ©Disney.

A Quilter's Dream:
CONTINENTAL M7



Premium M7 Package

KIMBERLY EINMO QUILTING RULERS, BLOCK OF THE MONTH, SOLID-ISH JELLY ROLL, PLUS THE EXCLUSIVE CONTINENTAL M7 ROLLER CASE

Contact your local Janome Dealer to learn about this amazing package and other unbeatable specials!

 janome.com

JANOME



The Continental M7 is a quilter's dream. It bridges the gap between a domestic sewing machine and a longarm. This one machine does it all for me.

—Kimberly Einmo
Janome National Spokesperson

2020
WORLD'S
TOP OF THE LINE
Quilting
MODEL

Visit Janome.com/Continental-M7 to learn more.