

**Sew Creative & Colorful!  
Lots of New & Exciting Exhibitors!**

# Del Mar Quilt, Craft & Sewing Festival

**May 11, 12 & 13, 2017**

at the Del Mar Fairgrounds, Bing Crosby Hall  
(just West of I-5 at Via de la Valle)

## FESTIVAL HOURS:

Thursday & Friday – 10:00 am - 5:00 pm

Saturday – 10:00 am - 4:00 pm

**FREE  
ADMISSION!  
\$500 Cash  
Giveaway  
Daily!**

## PLATINUM SPONSORS

**brother**  
at your side

**baby lock**

**FOR THE LOVE OF SEWING**

**JANOME**  
WHAT'S NEXT

### WELCOME:

The Rusty Barn Promotion Group, Inc. welcomes you to the Del Mar Quilt, Craft and Sewing Festival at the Del Mar Fairgrounds.

At our show you will find a wide variety of Sewing, Quilting, Needle-art and Craft supply exhibits from many quality local and national companies. In addition, you will have the opportunity to participate in one or more of the many "Make and Take" Workshops or FREE educational Seminars.

Your ticket is good all three days of the show—so please take your time and don't miss any of the exciting new products, techniques or educational ideas.

**Rusty Barn Promotion Group, Inc.**  
Chris Butler and Eric Spillett  
800-71 (RUSTY)

2022 South 2100 East • Salt Lake City, Utah 84108  
(801) 463-1200; Fax: (801) 463-1201

### SHOW RULES:

The following rules are established for everyone's comfort and safety. We hope these guidelines will help make this event as enjoyable as possible.

**PLEASE DO NOT TOUCH** - Please do not touch the displays. If you would like help with a display, please ask the exhibitor for assistance.

**CHILDREN** - Children **must** be supervised at all times by an adult. We do not recommend small children participate in the workshops.

**FOOD-DRINKS-SMOKING** - There will be no food or drinks permitted on the show floor, except in the concession areas. Smoking is **not** permitted anywhere in the building.

### VIDEOS-PHOTOGRAPHS- SKETCHING

Photography, video taping, or sketching of the exhibitors' booths or merchandise is not permitted.

**www.quiltcraftsew.com**

# EXHIBITOR MAKE & TAKE WORKSHOPS:

*Sign up at the exhibitor booth for each workshop*

## ASSORTED FLAVORS TEA TOWEL

*Sew Wonderful Dreams*

Come make a tea towel with the most adorable chick—choose between designer fabrics and pair it with the tea towel of your choice. Learn appliqué and make someone special a gift at the same time! Material cost \$5.00 includes tea towel and appliqué. Other appliqués available also.

**Booth #124, \$5.00**

## EMBELLISHING FABRIC POST CARDS

*Betty's Photos On Postcards*

Join us in this film project to create mailable fabric postcards that can actually be mailed at the post office!

**Booth #211, \$5.00**

## ENGLISH PAPER PIECING

*Quilts in the Attic*

Come sit with Cherie and learn an old skill with new techniques! Make a small appliqué for a small block for your new quilt, or just for learning something new using some great new tools..

**Booth #102, \$5.00**

## GREETING CARD EMBELLISHMENTS

*Pocket Change Fabrics*

Learn to make beautiful greeting cards from fabric. We have all different fabric designs to choose from, and the markers and colored pencils to design your own personal card.

**Booth #603, \$3.00**

## JAPANESE BRAIDING

*Braiding with Margo*

Kumihimo Japanese braiding on a card. Make a braided key chain using a round or octagonal card.

**Booth #620, \$3.00 - \$5.00**

## SCISSOR FOBS

*The Little Shop of Treasures*

Keep your scissors from getting mixed in with the rest. Choose from hundreds of beads and crystals. We'll add a charm of your choice, and finish the fob for you. No scheduled time, if there's a chair available, sit down and create.

**Booth #407, \$3.00**

## WOOL FELT BASIC STITCHES

*Lumenaris*

Come join Mary and learn the 5 basic stitches needed to do Wool Felt Applique!

**Booth #214, \$5.00**

---

## FREE EXHIBITOR SEMINAR DESCRIPTIONS:

### APPLYING IRON ON DESIGNS MADE EASY & WARDROBE ENHANCEMENT

*Janet Taylor (booth #502)*

Learn how Iron-on applications can be done and see how easy designs can be applied with a regular iron. I give a complete demonstration, take questions on applying designs as well as give information on creating and personalizing designs. Not only will you see the ease of enhancing your wardrobe, but also on saving your favorite garment with a stain or taking a simple T-shirt and changing the neckline, making it the perfect scoop neck.

*Attendees receive a free design, and there will be a drawing for free merchandise.*

**Classroom #2, 11:00 am**

### BETTER BE GOOD! BETTER BE FAST!

*Linda Winner (booth #505)*

We all want to create nice looking projects, but who has the time? I'll show you lots of projects that can be done super quick and super nice. You'll be the envy of all your quilting, sewing, and embroidery friends!

**Classroom #2, 2:00 pm**

### FAST FABRIC CUTTING

*Linda Nitzen (booth #205)*

Sizzix puts creativity in your hands with die cutting machines. Come and see the versatility of die cutting for patchwork and home decorating projects. Strips? Half Square Triangles? Hexies? Appliques? Learn the tricks for cutting all these shapes and more.

**Classroom #2, 12:00 noon**

### HEY HEY APPLIQUÉ AND WHAT ABOUT THOSE NEW QUILTING GADGETS!

*Clarissa Gossett, Floriani Educator (booth #318)*

*Continued*

# FREE EXHIBITOR SEMINAR DESCRIPTIONS Continued:

Come join me on stage to learn the latest, and might I say *easiest*, way to do various appliqué techniques! Come see the newest way to do needle turned appliqué, a great new product for doing super easy repositionable appliques and a great new way of doing "stacked" appliques. I will also show you some amazing new tools to make your cutting so much easier. Let me introduce you to the newest Quilting Product line in the industry, "Quilter's Select".

**Classroom #2, 1:00 pm**

## LESS THAN TRADITIONAL (CLASS ONE / THE BASICS)

Raylene Salazar (booth #627)  
Come and learn the basic pattern for quick and easy circle quilts! This pattern is easy enough for a new quilter but fast and fun for all! Make Pin Cushions to King Size quilts and everything in between. Never be afraid of circles again! With LTT you can get lots of different looks. The possibilities are endless! In addition we will show you

some of our favorite and most useful notions! Everyone is welcome!

**Classroom #1, 11:00 am**

## MORE FROM "LESS THAN TRADITIONAL" (CLASS TWO / MOVING ON)

Raylene Salazar (booth #627)  
Now that you have seen the basic pattern in class 1 in this, a continuation of Less Than Traditional we will open up a world of possibilities! We will show you by making a simple block change or slight variation to the original that you can get the look of many traditional patterns. Learn to use up that stash of fabric you already have! We will also show how easy it is to use "Less Than Traditional" to make beautiful flowers for all seasons. No worries if you missed class one, simply come by the booth and we will catch you up.

**Classroom #1, 1:00 pm**

## SEW EASY! SEW FASTER! SO MUCH FUN!

Connie Spurlock (Booth #124)  
Finding ways to make each step of

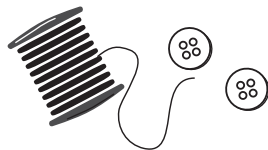
your project not only easier but complete the project faster makes sewing even more fun! Let a pattern designer show you some easy ways to be more accomplished in your sewing. Even better, we will show you how those techniques can apply to making some fun and easy gifts. Need ideas? This class will give you plenty.

**Classroom #1, 2:00 pm**

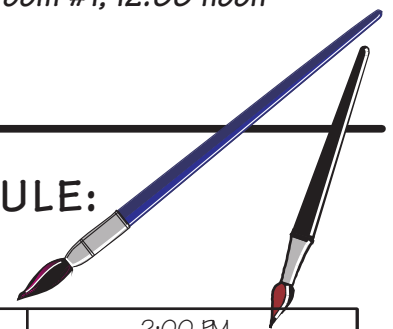
## TEN DEGREE RULER ON STEROIDS!

Connie Spurlock (Booth #124)  
A ten degree ruler is a tool that will allow you to make all sorts of projects with the wedges cut using this great ruler. The seam allowance is already factored in, so placemats (including curved for round tables), table runners, Christmas Tree skirts, center pieces, quick borders for quilts and more are created with easy to use ruler. You don't have to be a quilter to use this ruler with great success. Come watch the fun!

**Classroom #1, 12:00 noon**



## FREE EXHIBITOR SEMINAR SCHEDULE: (Thursday, Friday and Saturday)



	11:00 AM	12:00 Noon	1:00 PM	2:00 PM
Class 1	<b>RAYLENE SALAZAR</b> LESS THAN TRADITIONAL (CLASS ONE / THE BASICS)	<b>CONNIE SPURLOCK</b> TEN DEGREE RULER ON STERIODS!	<b>RAYLENE SALAZAR</b> MORE FROM "LESS THAN TRADITIONAL" (CLASS TWO / MOVING ON)	<b>CONNIE SPURLOCK</b> SEW EASY! SEW FASTER! SO MUCH FUN!
Class 2	<b>JANET TAYLOR</b> APPLYING IRON ON DESIGNS MADE EASY & WARDROBE ENHANCEMENT	<b>LINDA NITZEN</b> FAST FABRIC CUTTING	<b>CLARISSA GOSSETT</b> (FLORIANI EDUCATOR) HEY, HEY APPLIQUE & WHAT ABOUT THOSE NEW QUILTING GADGETS	<b>LINDA WINNER</b> BETTER BE GOOD! BETTER BE FAST!

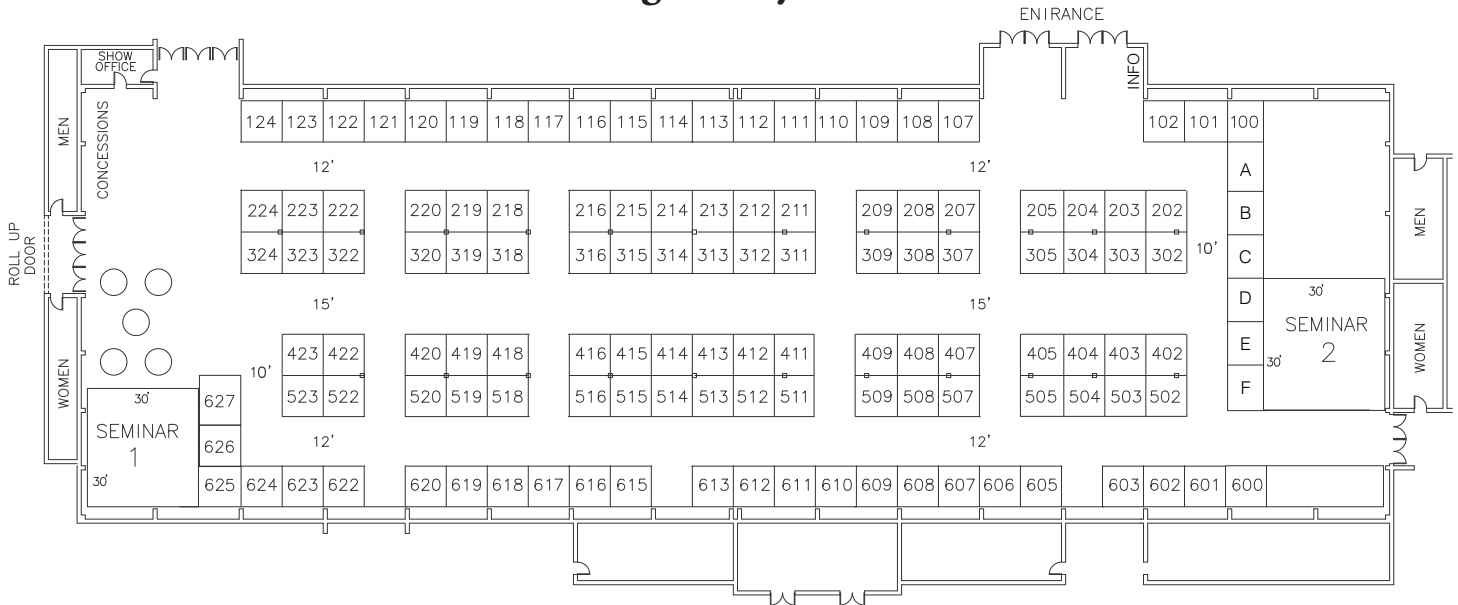
**All Seminars are Free of Charge**  
(with your admission ticket)

# Del Mar Quilt, Craft & Sewing Festival

May 11-13, 2017

Del Mar Fairgrounds

Bing Crosby Hall



## EXHIBITORS:

DEL MAR EXHIBITORS (2017)	BOOTHS	
AMERICAN SEWING GUILD	622	NOT JUST QUILTZ
ANG / EGA	616	OFF THE WALL QUILT
BEE UNIQUE DESIGNS	411-412	PARADISE SEWING
BETTY'S PHOTOS ON FABRIC	211-212	POCKET CHANGE FABRIC
BRAIDING W/ MARGO	618-620	PRIMITIVE GATHERINGS
CAULDER GROUP	522	QUICK POINTS RULER
CHOICE IMPORTS	514	QUILT IN A DAY
CRAFTS BY JEAN	323-324	QUILTER'S COVE
CREATIVE FEET	322	QUILTER'S HAVEN / JUSTNOTIONS.COM
CUTCO CUTLERY	512	QUILTS IN THE ATTIC
DAWN SKLAR RIBBON & TRIM	E & F	QUILTS OF VALOR
ECLIPSE QUILTER	511	REDFERN ENTERPRISES
EL CAJON SEW & VAC	311-313	ROCHELLE'S FINE FABRIC & QUILTING
ESSENTIAL BODYWEAR	223	SEW ERGO ADVANTAGE
EZ PIECING	314-316	SEW HUT
GLOBAL MARKETPLACE	309	SEW SO SHOP
HARPER ENTERPRISES	509	SEW WONDERFUL DREAMS
HAWAIIAN MOON	523	SEWING EMPORIUM
JODEE'S INC.	121-122	SEWINGMACHINESPLUS.COM
KAREN NOLKE	216	SEWINGMACHINESPLUS.COM
KATHY'S QUILTS / BLOCK ROCKIT	507-508	SEWINGMACHINESPLUS.COM
LITTLE SHOP OF TREASURES	407-408	SEWINGMACHINESPLUS.COM
LULAROE DONA HAUN	609-610	SHARP SEWING SUPPLIES
LUMENARIS	213-215	SPECIALTY HEMSTITCHING
MARTELLI ENTERPRISES	504-505	TAYLOR MADE IRON ON DESIGNS
MEASUREMATIC	222	THE CALICO CUPBOARD
NORTH COUNTY QUILT GUILD	617	THE RABBIT HOLE QUILT SHOP
NIFTY NIFTY	224	TOUCH OF MINK
		TWISTED SCISSOR