

**Sew Creative & Colorful!
Lots of New & Exciting Exhibitors!**

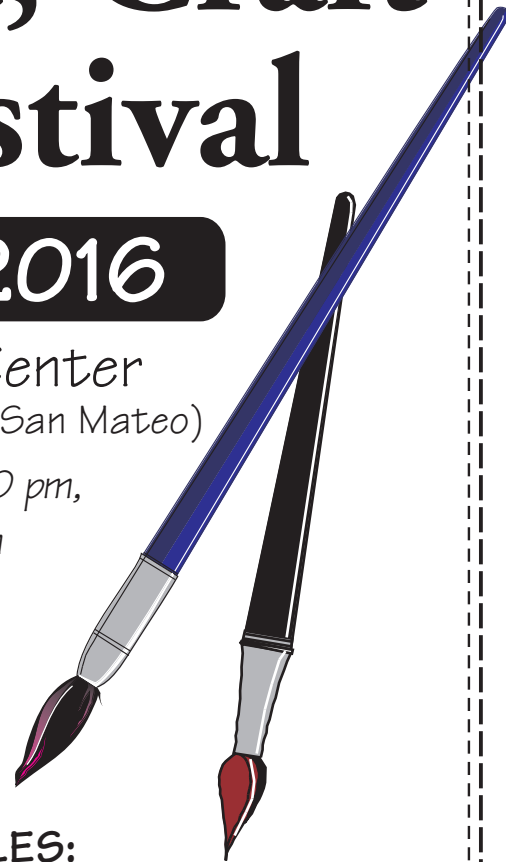

Bay Area Quilt, Craft & Sewing Festival

**Our
10th
Annual
Event!**

FEB 18, 19 & 20, 2016

San Mateo County Event Center
(Fiesta Hall, enter at 1346 Saratoga Drive, San Mateo)

Thursday & Friday – 10:00 am - 5:00 pm,
Saturday – 10:00 am - 4:00 pm



WELCOME:

The Rusty Barn Promotion Group, Inc. welcomes you to the Bay Area Quilt, Craft & Sewing Festival at the San Mateo County Event Center.

At our show you will find a wide variety of Sewing, Quilting, Needle-art and Craft supply exhibits from many quality local and national companies. In addition, you will have the opportunity to participate in one or more of the many Make & Take Workshops, or FREE educational Seminars.

Your ticket is good all three days of the show – so please take your time and don't miss any of the exciting new products, techniques or educational ideas.

Rusty Barn Promotion Group, Inc.

Chris Butler and Eric Spillet


800-71 (RUSTY)

2022 South 2100 East

Salt Lake City, Utah 84108

(801) 463-1200;

Fax: (801) 463-1201



SHOW RULES:

The following rules are established for everyone's comfort and safety. We hope these guidelines will help make this event as enjoyable as possible.

PLEASE DO NOT TOUCH - Please do not touch the displays. If you would like help with a display, please ask the exhibitor for assistance.

CHILDREN - Children **must** be supervised at all times by an adult. We do not recommend small children participate in the workshops.

FOOD-DRINKS-SMOKING - There will be no food or drinks permitted on the show floor, except in the concession areas. Smoking is **not** permitted anywhere in the building.

VIDEOS-PHOTOGRAPHS- SKETCHING - Photography, video taping, or sketching of the exhibitors' booths or merchandise is not permitted.

**FREE
COPY**

EXHIBITOR SEMINAR DESCRIPTIONS:

EMBROIDERY, EMBELLISHMENT & BEYOND!

Cindy Losekamp (booth #216)

Enjoy learning how to be creative with your machine in this jam packed seminar. You'll see how to transform a sweatshirt into wearable art, quilts made on the embroidery machine, how to sparkle up everything with crystals and mylar. You'll even see how to make your own crystal applique. If you want to learn how to be creative or expand your abilities, this is your class!

Classroom #2, 12:00 noon

MORE FROM "LESS THAN TRADITIONAL" (CLASS TWO)

Raylene Salazar (booth #202)

This technique done "Charlie's Way" is addicting with no limit to the possibilities. A few examples of the large quilts are Wedding Bands, Blooming Desert, and Razzle Dazzle. The latest as seen in the July-August issues of Quiltmaker and Quilters' Newsletter - Gumdrops and Lollipops. Basic Technique is not taught in this 2nd-level class (second step).

Classroom #1, 1:00 pm

QUILTING CHARLIE'S WAY (CLASS ONE)

Raylene Salazar (booth #202)

Come and learn the Basic Technique for making everything from small pincushions to large bedspreads and quilts plus everything in between! Unlimited possibilities. See how you can achieve the look of old traditional

patterns the "Less than Traditional" way. Make circles, quilt as you go and never any binding necessary. Quicker and easier than ever before. Haven't tried it yet or just want a little review, now is your chance! No experience necessary, all skill levels! Fun for everyone!

Classroom #1, 11:00 am

RECYCLE IT

Linda Winner (booth #416)

Breathe new life into old cast-away items. Learn how to redesign, repurpose, and recycle those well-loved and well-used items. Who knew spring cleaning could be sew much fun!

Classroom #2, 11:00 am

STITCHIN' FOR THE KITCHEN

Linda Winner (booth #416)

Take your sewing, quilting and embroidery skills and put them to use in the kitchen! See how easy it is to create kitchen related projects like: aprons, table runners, placemats, napkins, coffee cozies, microwave bow cozies, coasters, mug rugs, pot holders, towels, trivets, hot pads, organizers and more.

Classroom #2, 1:00 pm

SWEATSHIRT JACKETS FEATURING TEXTURE MAGIC

Connie Spurlock (booth #102)

Recycle a sweatshirt, add a few extra features like Texture Magic and you have a great one-of-a-kind designer jacket. Let us show you what to do

(and what not to do) to make this a successful project. Take some embellishment hints to finish your jacket with pizzazz!

Classroom #1, 2:00 pm

TAKING THE SHORTCUTS!

Connie Spurlock (booth #102)

Looking for designer tips to make your work easier? Let us show you how techniques and tools can make all the difference in completing your projects quicker. You can cut your time considerably and have fewer unfinished projects. Need a few ideas for gifts? We think we can help—join us!

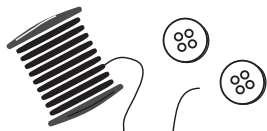
Classroom #1, 12:00 noon

TELL STORIES THROUGH MEMORY QUILTING

Cindy Losekamp (booth #216)

Get your family photographs out of the drawer and allow them to take center stage in your next project. You'll see how to turn your paper photos into fabric images, learn which fabrics work best, which printer setting to use and how to take care of the images when you're done. Along the way you'll find ideas to personalize your quilt by adding stitching and embroidery. Combine memories, photo printing on fabric and crazy piecing to make unique and personal quilts, pillows, purses and wearables as you learn to stitch your generations together with the magic of photos on fabric!

Classroom #2, 2:00 pm



FREE SEMINAR SCHEDULE:

(Thursday, Friday and Saturday.)

	11:00 AM	12:00 NOON	1:00 PM	2:00 PM
Classroom 1	RAYLENE SALAZAR QUILTING CHARLIE'S WAY (CLASS ONE)	CONNIE SPURLOCK TAKE THE SHORTCUTS!	RAYLENE SALAZAR MORE FROM "LESS THAN TRADITIONAL" (CLASS TWO)	CONNIE SPURLOCK SWEATSHIRT JACKETS FEATURING TEXTURE MAGIC
Classroom 2	LINDA WINNER RECYCLE IT!	CINDY LOSEKAMP EMBROIDERY EMBELLISHMENT & BEYOND	LINDA WINNER STITCHIN' FOR THE KITCHEN	CINDY LOSEKAMP TELL STORIES THROUGH MEMORY QUILTING

EXHIBITOR MAKE & TAKE WORKSHOPS:

Sign up at the exhibitor booth for each workshop

ALWAYS QUILTING CARD KEEPER

Always Quilting

Whether you have gift cards, credit cards, or business cards, this cute card keeper will let you store them safely with style! You can make it in minutes and it makes a great gift for a friend or keep it and use it yourself!
Booth #708, \$5.00

ASSORTED FLAVORS TEA TOWEL

Sew Wonderful Dreams

Come make a tea towel with the most adorable chick—choose between designer fabrics and pair it with the tea towel of your choice. Learn applique and make someone special a gift at the same time! Material cost \$5.00 includes tea towel and applique. Other appliques available also.
Booth #102, \$5.00

EMBELLISHING FABRIC POST CARDS

Betty's Photos On Fabrics

Join us in this film project to create mailable fabric postcards that can actually be mailed at the post office!
Booth #408, \$5.00

ENGLISH PAPER PIECING

Quilts in the Attic

Come sit with Cherie and learn an old skill with new techniques! Make a small applique for a small block for your new quilt, or just for learning something new using some great new tools.
Booth #813, \$5.00

JAPANESE BRAIDING


Braiding with Margo

Kumihimo Japanese braiding on a card. Make a braided key chain using a round or octagonal card.
Booth #100, \$3.00-\$5.00

MEMORY TREASURES

Tessler Stamps

Come make a fun, cute memory treasure (glass pendant or 3D image on fabric).
Booth #213, \$3.00 - \$5.00



SILK SCREEN & CRYSTALS T-SHIRT

Sew Artfully Yours

In this class, you will silk screen an image onto a black 100% cotton Stop by the Sew Artfully Yours booth and learn two crafts at one time. Learn to make your own crystal applique, iron it on, and then add a silk screen. Our project is a 100% cotton T-shirt in your choice of black or purple. Completely washable and dryable. When you see how easy this is, you'll want to do more. Great for gifts! Child 4/5, 10/12; Adult Med, Lg, XL, and 2X available.
Booth #216, \$10.00

brother.
at your side

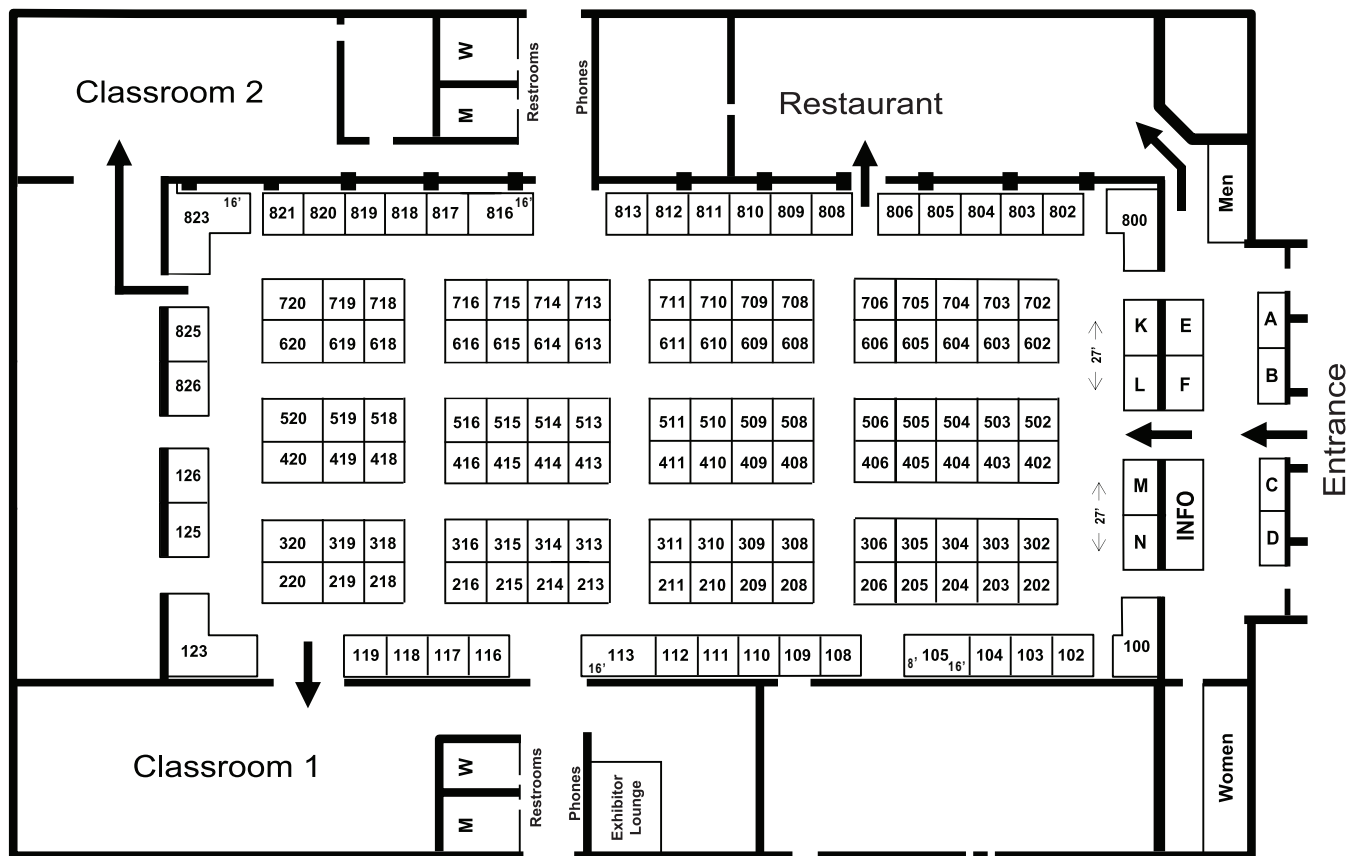
See us in Booth # 313

Bay Area Quilt, Craft & Sewing Festival

at the San Mateo County Event Center

(Fiesta Hall, enter at 1346 Saratoga Drive, San Mateo)

Thursday & Friday – 10:00 am - 5:00 pm, Saturday – 10:00 am - 4:00 pm



SAN MATEO EXHIBITORS (2016) BOOTHS

A CHARMING AFFAIR	104-105
AAA VACUUM & SEWING	313-314
AJ HASZ ENTERPRISES	E & F
ALWAYS QUILTING	708-710
AMERICAN JANE PATTERNS	418-419
ANGEL QUILTERS	618-620
BETTY'S PHOTOS ON FABRIC	408-409
BLUE PETUNIA QUILTS	208-209
BRAIDING W/ MARGO	100
EDDIE'S QUILTING BEE.....	410, 411, 510, 511, 513, 514
EZ PIECING.....	111-113
FABRIC CHICKS / ELINOR PEACE BAILEY.....	123
FABRIC JUNCTION	820-821
G & P TRADING.....	515-516
HARPER ENTERPRISES	C & D
HAWAIIAN MOON.....	320
IMAGINATION UNLIMITED	420
IMPORTED FASHIONS	800
IS IT REAL	125-126
JM BEADS & FINDINGS	K & L

JODEES INC.....	806
JORDAN FABRICS.....	613-616
KAREN NOLKE.....	308
KIMONOMOMO	818-819
LAKESIDE SCISSORS.....	413-414
LUMENARIS	309-311
MARTELLI ENTERPRISES	415-416
MEASUREMATIC.....	706
MEISSNER SEWING MACHINE CO	302-306
MEISSNER SEWING MACHINE CO	402-406
MEISSNER SEWING MACHINE CO	502-506
MEISSNER SEWING MACHINE CO	602-606
MICA'S ROOM	315-316
PENINSULA QUILTERS.....	520
PM QUILTING.....	518-519
QUICK POINTS RULER	808-809
QUILTER'S HAVEN	202-205
QUILTER'S PARADISE.....	823
QUILTS IN THE ATTIC	810-813
RAY'S SEWING MACHINE CENTER.....	802-805
RETRACTABLE DESIGN WALL.....	318-319

ROCHELLE'S FINE FABRIC & QUILTING	108-110
SERGE A LOT.....	116-117
SEW ARTFULLY YOURS	215-216
SEW BLESSED	M & N
SEW N SOLES	A & B
SEW WONDERFUL DREAMS	102-103
SEWING EMPORIUM.....	610-611
TERRI SUE'S TOFFEE	206
TESSLER STAMPS / STENCILS CO.	213-214
THE CALICO CUPBOARD	718-720
THE LAUREL LEAF.....	816 & 817
THE QUILT HOUSE	210-211
THE RABBIT HOLE QUILT SHOP.....	702-705
TOUCH OF MINK	716
TRIMS ON WHEELS.....	218-220
TWISTED SCISSOR	713-715
UNIQUELY CRAFTS.....	711
VILLAGE SEWING CENTER.....	825-826
WALL BEDS N MORE.....	508-509
WATKINS - JOANNE MARSHALL.....	119
WINLINE TEXTILES.....	608-609

Attention! Attention! The Management Staff is not responsible for business dealings or representations made by the exhibitors or customers. Those using or observing display equipment & tools, designed for use by people properly trained for safe operation, agree to do so at their own risk.

Please remember that the following are prohibited: Sketching, videotaping, or photography of exhibitor's booths and/or merchandise. There may be exceptions made for the press or staff personnel with express authorization by the management.