

**Sew Creative & Colorful!
Lots of New & Exciting Exhibitors!**

Pomona Quilt, Craft & Sewing Festival

MARCH 3, 4 & 5, 2016

**Exceptional
Show in
Building #6!**

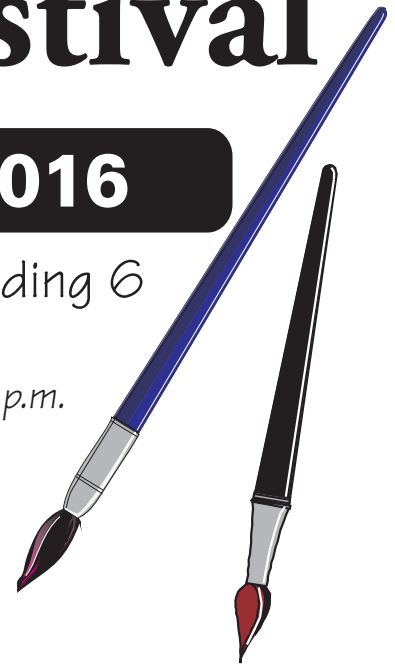

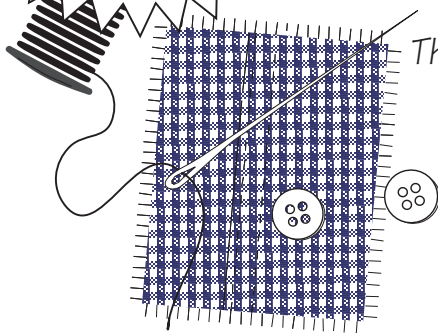
**Park in Gate 17
only!**

at the Fairplex in Pomona, Building 6

(Fairplex Drive Exit off I-10)

Thursday & Friday 10:00 a.m. - 5:00 p.m.

Saturday 10:00 a.m. - 4:00 p.m.



WELCOME:

The Rusty Barn Promotion Group, Inc. welcomes you to the Pomona Quilt, Craft & Sewing Festival at the Fairplex in Pomona Bldg. 6.

At our show you will find a wide variety of Sewing, Quilting, Needle-art and Craft supply exhibits from many quality local and national companies. In addition, you will have the opportunity to participate in one or more of the many "Make and Take" Workshops or FREE educational Seminars. **Your ticket is good all three days of the show**—so please take your time and don't miss any of the exciting new products, techniques or educational ideas.

Rusty Barn Promotion Group, Inc.

Chris Butler and Eric Spillet

800-71 (RUSTY)

2022 South 2100 East

Salt Lake City, Utah 84108

(801) 463-1200; Fax: (801) 463-1201

SHOW RULES:

The following rules are established for everyone's comfort and safety. We hope these guidelines will help make this event as enjoyable as possible.

PLEASE DO NOT TOUCH - Please do not touch the displays. If you would like help with a display, please ask the exhibitor for assistance.

CHILDREN - Children **must** be supervised at all times by an adult. We do not recommend small children participate in the workshops.

FOOD-DRINKS-SMOKING - There will be no food or drinks permitted on the show floor, except in the concession areas. Smoking is **not** permitted anywhere in the building.

VIDEOS-PHOTOGRAPHS-SKETCHING - Photography, video taping, or sketching of the exhibitors' booths or merchandise is not permitted.

**FREE
COPY**

EXHIBITOR SEMINAR DESCRIPTIONS:

EMBELLISH YOUR LIFE

Lee Fletcher (booth #422)

We will show an abundance of different ways to embellish with decorative threads. In addition, we will show you how to sew with delicate and metallic threads easily.

Classroom #1, 12:00 noon

EZ MESH TOTES

Rochelle Savage (booth #111)

Rochelle will share her quick and easy method of constructing a tote made from mesh and any novelty cotton print fabric. These totes are washable, lightweight, affordable, useful and adorable.

Classroom #2, 2:00 pm

MORE FROM "LESS THAN TRADITIONAL" (CLASS TWO / MOVING ON)

Raylene Salazar (booth #500)

Now that you have seen the basic pattern in class 1, in this continuation of Less Than Traditional we will open up a world of possibilities! We will show you by making a simple block change or slight variation to the original that you can get the look of many traditional patterns. Learn to use

up that stash of fabric you already have! We will also show how easy it is to use Less Than Traditional to make beautiful flowers for all seasons. No worries if you missed class one, simply come by the booth and we will catch you up.

Classroom #2, 1:00 pm

QUILTING CHARLIE'S WAY (CLASS ONE / THE BASICS)

Raylene Salazar (booth #500)

Come and learn the basic pattern for quick and easy circle quilts! This pattern is easy enough for a new quilter but fast and fun for all! Make Pin Cushions to King Size quilts and everything in between. Never be afraid of circles again! With LTT you can get lots of different looks. The possibilities are endless! In addition we will show you some of our favorite and most useful notions! Everyone is welcome!

Classroom #2, 11:00 am

RECYCLE IT

Linda Winner (booth #325)

Breathe new life into old cast-away items. Learn how to redesign, repurpose, and recycle those well-loved and well-used items. Who

knew spring cleaning could be sew much fun!

Classroom #1, 11:00 am

STITCHIN' FOR THE KITCHEN

Linda Winner (booth #325)

Take your sewing, quilting and embroidery skills and put them to use in the kitchen! See how easy it is to create kitchen related projects like: aprons, table runners, placemats, napkins, coffee cozies, microwave bow cozies, coasters, mug rugs, pot holders, towels, trivets, hot pads, organizers and more.

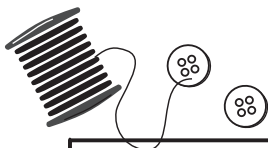
Classroom #1, 1:00 pm

X BLOCK TOOL & PATTERNS

Sandy Scott (booth #300)

This is a great tool to use on all your scraps of fabric or new yardage. All the fabric you cut and sew you use in the quilt. There is NO waste. Simple 9 patch blocks or strip sets are the basic sewing skills you will need. This tool is great for the new quilter. Several patterns and two books are available. Come to the demonstration and see how easy it is to use!

Classroom #1, 2:00 pm



FREE EXHIBITOR SEMINAR SCHEDULE: (Thursday, Friday and Saturday)

	11:00 AM	12:00 Noon	1:00 PM	2:00 PM
Class 1	Linda Winner Recycle It!	Lee Fletcher Embellish Your Life!	Linda Winner Stitchin' for the Kitchen	Sandy Scott X Block Tool & Patterns
Class 2	Raylene Salazar Less than Traditional / Quilting "Charlie's Way" (Class One / The Basics)	No Seminar Scheduled	Raylene Salazar More From "Less Than Traditional" (Class Two / Moving On)	Rochelle Savage Mesh Totes Made Easy

All Seminars are Free of Charge
(with your admission ticket)

EXHIBITOR MAKE & TAKE WORKSHOPS:

Sign up at the exhibitor booth for each workshop

EMBELLISHING FABRIC POST CARDS

Betty's Photos On Postcards

Join us in this film project to create mailable fabric postcards that can actually be mailed at the post office!

Booth #412, \$5.00

ENGLISH PAPER PIECING

Quilts in the Attic

Come sit with Cherie and learn an old skill with new techniques! Make a small applique for a small block for your new quilt, or just for learning something new using some great tools.

Booth #608, \$5.00

HEIRLOOM JEWELRY & EMBELLISHMENTS

Craft Fantastic

Come and see the latest and greatest that Craft Fantastic has to offer in heirloom jewelry components and embellishments. Create custom works of art to wear or embellish your craft projects using family photos or any image.

Booth #203, Free

JAPANESE BRAIDING

Braiding with Margo

Kumihimo Japanese braiding on a card. Make a braided key

chain using a round or octagonal card.

Booth #521, \$3.00-\$5.00

SCISSOR FOBBS

The Little Shop of Treasures

Keep your scissors from getting mixed in with the rest. Choose from hundreds of beads and crystals. We'll add a charm of your choice, and finish the fob for you. No scheduled time, if there's a chair available, sit down and create.

Booth #508, \$3.00

Thank You to Our Generous Platinum Sponsor!

brother.
at your side



**Drop by our booth
for a test drive of
THE Dream Machine!**

See us in Booth # 308

**THE Dream Machine™
Innov-is XV8500D**

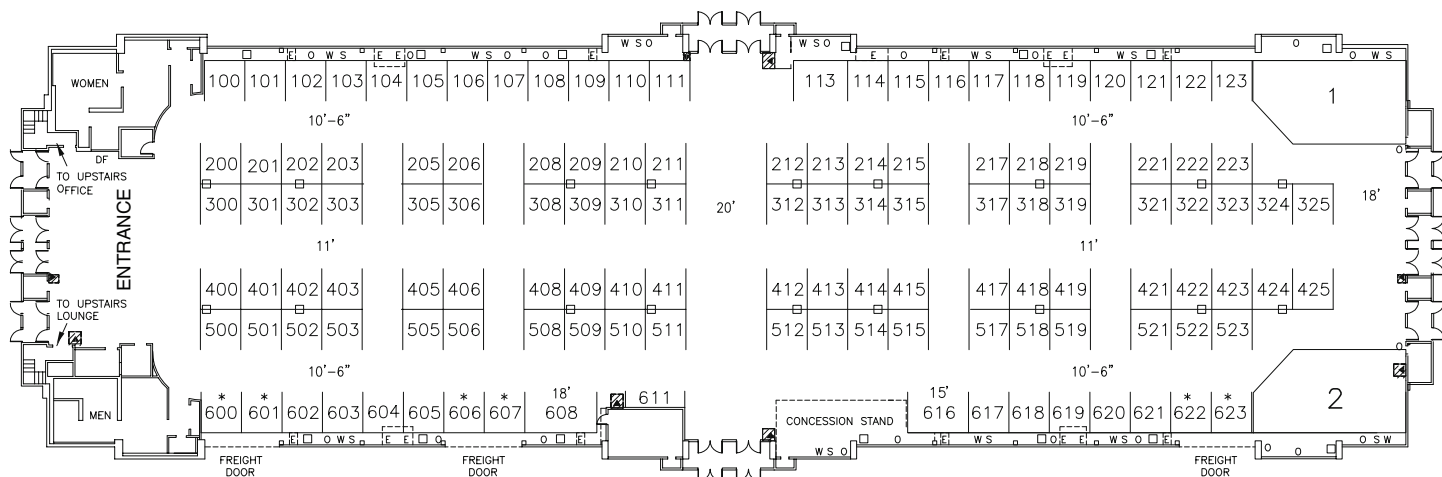
Embroidery, Sewing, Quilting & Crafting

Pomona Quilt, Craft & Sewing Festival

at the Fairplex in Pomona, Building 6

(Fairplex Drive Exit off I-10)

Thursday & Friday – 10:00 a.m. - 5:00 p.m. — Saturday – 10:00 a.m. - 4:00 p.m.



POMONA EXHIBITORS (2016)		BOOTHS	
ACCESSORY MANIA	419	LAKESIDE SCISSORS..... 417-418	
AMERICAN SEWING GUILD	525	LITTLE SHOP OF TREASURES	508-509
ANGEL QUILTERS	600-602	LOTION LADY	421
BEAUTIFUL QUILT FABRIC.....	510-511	LUMENARIS	603-605
BETTY'S PHOTO ON FABRIC	412-413	MARTELLI ENTERPRISES.....	324-325
BLUE PETUNIA QUILTS.....	105-106	MEASUREMATIC	505
BRAIDING W/ MARGO	521-522	MEL'S SEWING & FABRIC CENTER	621-623
COPPER MOUNTAIN QUILTING.....	116-118	MICA'S ROOM.....	214-215
COTTAGE RAGS	120	MOORE'S SEWING CENTERS	208-211
CRAFTS BY JEAN.....	212-213	MOORE'S SEWING CENTERS	308-311
CRAFT FANTASTIC.....	203	MOORE'S SEWING CENTERS	408-411
CUSTOM CREATIONS	400-403	MY RED DOOR DESIGNS.....	323
CUT & SEW SUPPLIES	217-219	NIFTY NIFTY	515
DAWN SKLAR RIBBON.....	616	OC SEWING & VACUUM.....	100-102
EZ PIECING.....	618-620	PM QUILTING	103-104
FABRIC CHICKS	121-123	POCKET CHANGE FABRIC.....	107-108
FABRIC JUNCTION	513-514	POLLARD'S SEW CREATIVE	422-425
HAWAIIAN MOON.....	221	QUICK POINTS RULER.....	405-406
IMPORTED FASHIONS	503	QUILT HOUSE B & B & QUILT SHOP	305-306
		QUILT N CROSS.....	517-519
		QUILTER'S COVE	200-202
		QUILTER'S HAVEN.....	500-502
		QUILTS IN THE ATTIC	606-608
		ROCHELLE'S FINE FABRIC & QUILTING ...	109-111
		SEW N SOLES	611 (5' X 12')
		SEW SO SHOP.....	312-315
		SEWING EMPORIUM.....	205-206
		SHERREE'S LACE	119
		SULKY OF AMERICA.....	422
		TAYLOR MADE IRON ON DESIGNS.....	414-415
		THE CALICO CUPBOARD	317-319
		THE RABBIT HOLE QUILT SHOP	300-303
		TIN LIZZIE 18	321-322
		TOPS & BOBBINS.....	617
		TOUCH OF MINK.....	506
		TRIMS ON WHEELS.....	222-223
		TWISTED SCISSOR	113-115
		UNIQUELY CRAFTS	523

Attention! Attention! The Management Staff is not responsible for business dealings or representations made by the exhibitors or customers. Those using or observing display equipment & tools, designed for use by people properly trained for safe operation, agree to do so at their own risk.

Please remember that the following are prohibited: Sketching, videotaping, or photography of exhibitor's booths and/or merchandise. There may be exceptions made for the press or staff personnel with express authorization by the management.