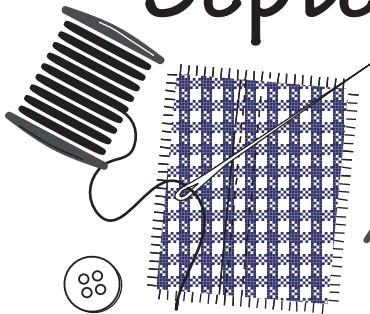


**SEW COLORFUL & CREATIVE!  
OUR SIXTH ANNUAL EVENT IN PLEASANTON!**

# Pleasanton Quilt, Craft & Sewing Festival

September 22, 23 & 24, 2016



Alameda County Fairgrounds  
(Young California Building)



## PLATINUM SPONSORS

**brother**  
at your side

**baby lock**

**FOR THE LOVE OF SEWING**

### Baby Lock Serger

#### FREE Hands-On Class!

Attend our class, make a great project to take with you, and learn how a serger can change the way you create!

Sign-up at our booth for one of our scheduled times at 11 am, 1 pm, or 3 pm every day of the show!

**Dublin Sewing Center  
Booths 401-404**

#### WELCOME:

The Rusty Barn Promotion Group, Inc. welcomes you to the Quilt, Craft and Sewing Festival at Alameda County Fairgrounds.

At our show you will find a wide variety of Sewing, Quilting, Needle-art and Craft supply exhibits from many quality local and national companies. In addition, you will have the opportunity to participate in one or more of the many "Make and Take" Workshops or FREE educational Seminars.

**Your ticket is good all three days of the show** — so please take your time and don't miss any of the exciting new products, techniques or educational ideas.

**Rusty Barn Promotion Group, Inc.  
Chris Butler and Eric Spillet  
800-71 (RUSTY)**

2022 South 2100 East  
Salt Lake City, Utah 84108  
(801) 463-1200; Fax: (801) 463-1201

#### SHOW RULES:

The following rules are established for everyone's comfort and safety. We hope these guidelines will help make this event as enjoyable as possible.

**PLEASE DO NOT TOUCH** - Please do not touch the displays. If you would like help with a display, please ask the exhibitor for assistance.

**CHILDREN** - Children **must** be supervised at all times by an adult. We do not recommend small children participate in the workshops.

**FOOD-DRINKS-SMOKING** - There will be no food or drinks permitted on the show floor, except in the concession areas. Smoking is **not** permitted anywhere in the building.

**VIDEOS-PHOTOGRAPHS-SKETCHING** -

Photography, video taping, or sketching of the exhibitors' booths or merchandise is not permitted.

**FREE  
COPY**

# Experience all of the Baby Lock Serger patented features at our FREE Hands-On Class!

All attendees will have a chance to actually use a Baby Lock serger and in the process create a project that they will get to take home! Not sure if this event applies to you? Well, you should attend this special event if you answer "Yes" to any of the following questions...

- Have you ever wondered why you would own a serger and what you might create with one?
- Do you currently own a serger but don't use it particularly because it is just too hard to thread?
- You own a serger but it is not a Babylock and you

have been wondering why Babylock sergers are the industry standard?

- Do you wonder why more people, like your friends, choose a Babylock serger over any other brand in the industry?

Attend our class, make a great project to take with you, and learn how a serger can change the way you create! Sign-up at our booth for one of our scheduled times 11 am, 1 pm, or 3 pm every day of the show!

Dublin Sewing Center Booth #401

## EXHIBITOR SEMINAR DESCRIPTIONS:

### STITCHIN' FOR THE KITCHEN

Linda Winner (booth #714)

Take your sewing, quilting and embroidery skills and put them to use in the kitchen! See how easy it is to create kitchen related projects like: aprons, table runners, placemats, napkins, coffee cozies, microwave bow cozies, coasters, mug rugs, pot holders, towels, trivets, hot pads, organizers and more.

Classroom #1, 12:00 noon

### MORE FROM "LESS THAN TRADITIONAL" (CLASS TWO / MOVING ON)

Raylene Salazar (booth #130)

Now that you have seen the basic pattern in Class 1, in this continuation of Less Than Traditional we will open up a world of possibilities! We will show you

by making a simple block change or slight variation to the original that you can get the look of many traditional patterns. Learn to use up that stash of fabric you already have! We will also show how easy it is to use Less Than Traditional to make beautiful flowers for all seasons. No worries if you missed Class 1, simply come by the booth and we will catch you up.

Classroom #1, 1:00 pm

### QUILTING CHARLIE'S WAY (CLASS ONE / THE BASICS)

Raylene Salazar (booth #130)

Come and learn the basic pattern for quick and easy circle quilts! This pattern is easy enough for a new quilter but fast and fun for all! Make Pin Cushions to King Size quilts and everything in between. Never be afraid of circles again!

With LTT you can get lots of different looks. The possibilities are endless! In addition we will show you some of our favorite and most useful notions! Everyone is welcome!

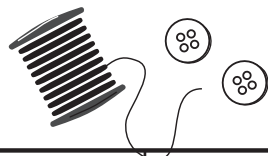
Classroom #1, 11:00 am

### X BLOCK TOOL & PATTERNS

Sandy Scott (booth #211)

This is a great tool to use on all your scraps of fabric or new yardage. All the fabric you cut and sew you use in the quilt. There is NO waste. Simple 9 patch blocks or strip sets are the basic sewing skills you will need. This tool is great for the new quilter. Several patterns and two books are available. Come to the demonstration and see how easy it is to use!

Classroom #1, 2:00 pm



## FREE SEMINAR SCHEDULE: (Thursday, Friday and Saturday.)

	11:00 AM	12:00 Noon	1:00 PM	2:00 PM
Classroom 1	RAYLENE SALAZAR Quilting "Charlie's Way" (Class One/The Basics)	LINDA WINNER Stitchin' for the Kitchen	RAYLENE SALAZAR More From "Less Than Traditional" (Class Two/Moving On)	SANDY SCOTT X Block Tools & Patterns

# EXHIBITOR MAKE & TAKE WORKSHOPS:


Sign up at the exhibitor booth for each workshop

## BEAUTIFUL ROSEBUDS

*Merrill-Lee Designs*

Learn how to make fabric rose buds to create splashes of Fall and Spring in your home all year long. Great for wedding or party favors. Transform a 6" square of fabric into one of nature's beautiful flowers. Everyone loves roses. Complete hands on instructions and two step-by-step directions will be provided!

**Booth #806, \$5.00**



## EMBELLISHING FABRIC POST CARDS

*Betty's Photos On Postcards*

Join us in this film project to create mailable fabric postcards that can actually be mailed at the post office!

**Booth #801, \$5.00**

## ENGLISH PAPER PIECING

*Quilts in the Attic*

Come sit with Cherie and learn an old skill with new techniques! Make a small applique for a small block for your new quilt, or just for learning something new using some great new tools.

**Booth #316, \$5.00**

## GREETING CARD EMBELLISHMENTS

*Pocket Change Fabrics*

Learn to make beautiful greeting cards from fabric. We have all different fabric designs to choose from, and the markers and colored pencils to design your own personal card.

**Booth #149, \$3.00**

## JAPANESE BRAIDING

*Braiding with Margo*

Kumihimo Japanese braiding on a card. Make a braided key chain using a round or octagonal card.

**Booth #132, \$3.00 - \$5.00**

## MEMORY TREASURES

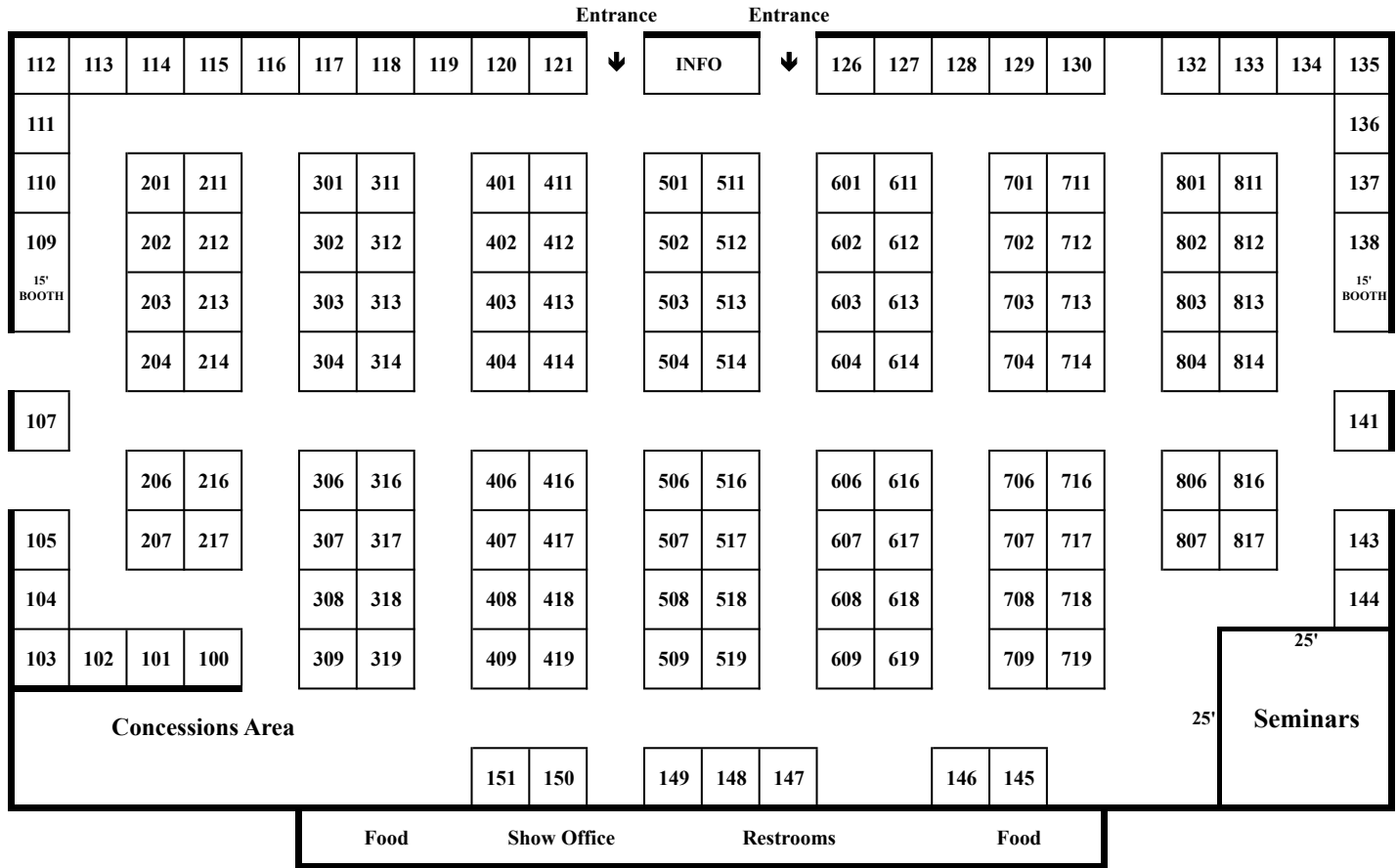
*Tessler Stamps*

Come make a fun cute memory treasure (glass pendant or 3D image on fabric).

**Booth #126, \$3.00 - \$5.00**

# Pleasanton Quilt, Craft & Sewing Festival

September 22-24, 2016  
Alameda County Fairgrounds (Young California Building)



<p><b>PLEASANTON EXHIBITORS (2016) ..... BOOTHS</b></p> <p>AJ HASZ ENTERPRISES.....143-144</p> <p>ALOHA QUILT SHOP.....303-304</p> <p>ANGEL QUILTERS..... 711-713</p> <p>BETTY'S PHOTOS ON FABRIC.....801-802</p> <p>BLUE PETUNIA..... 606-607</p> <p>BRAIDING W/ MARGO.....132-133</p> <p>BUTTONS!.....207</p> <p>COPPER MOUNTAIN QUILTING.....701-703</p> <p>CROOKED NICKEL DESIGNS.....109-110</p> <p>CUSTOM CREATIONS.....811-814</p> <p>CUT &amp; SEW SUPPLIES..... 612-614</p> <p>D'S QUILTING DESIGNS..... 118-119</p> <p>DUBLIN SEWING CENTER..... 401-404</p> <p>DUBLIN SEWING CENTER..... 411-414</p> <p>DUBLIN SEWING CENTER..... 501-502</p> <p>EDDIES QUILTING BEE / BERNINA.....601 &amp; 611</p> <p>ELK GROVE SEWING &amp; VACUUM CENTER.....145-146</p> <p>ESSENTIAL BODYWEAR..... 313</p> <p>EZ PIECING.....511-513</p> <p>FABRIC CHICKS / ELINOR PEACE BAILEY.....134-137</p> <p>FARMHOUSE THREADS..... 803-804</p>	<p>GLOBAL MARKETPLACE..... 704</p> <p>HAWAIIAN MOON.....141</p> <p>IMPORTED FASHIONS..... 603-604</p> <p>JM BEADS &amp; FINDINGS..... 120-121</p> <p>JODEE'S..... 314</p> <p>KAREN NOLKE..... 216</p> <p>LUMENARIS..... 114-116</p> <p>MARTELLI ENTERPRISES..... 714</p> <p>MEASUREMATIC.....206</p> <p>MEISSNER SEWING MACHINE CO..... 506-509</p> <p>MERRILL LEE DESIGNS..... 806-807</p> <p>NIFTY NIFTY..... 217</p> <p>NIKKI'S QUILT SHOP.....708-709</p> <p>NOT JUST QUILTZ.....618-619</p> <p>PM QUILTING.....706-707</p> <p>POCKET CHANGE FABRIC..... 147-149</p> <p>PRIMITIVE GATHERINGS.....608-609</p> <p>QUICK POINTS RULER.....503-504</p> <p>QUILT HOUSE B &amp; B &amp; QUILT SHOP..... 616-617</p> <p>QUILTER'S GIFT SHOP..... 716-719</p> <p>QUILTER'S HAVEN..... 128-130</p>	<p>QUILTS IN THE ATTIC..... 316-319</p> <p>RAY'S SEWING MACHINE CENTER.....301-302 &amp; 311-312</p> <p>RETRACTABLE DESIGN WALL..... 518-519</p> <p>ROCHELLE'S FINE FABRIC &amp; QUILTING.....100-105</p> <p>RUSTY CROW QUILT SHOP.....418-419</p> <p>SCARF LADY.....602</p> <p>SECOND CHANCE FABRICS.....150-151</p> <p>SEW N SOLES.....107</p> <p>SEW SO SHOP..... 406-409</p> <p>SEWING EMPORIUM.....138</p> <p>TERRI SUE'S TOFFEE..... 117</p> <p>TESSLER STAMPS..... 126-127</p> <p>THE CALICO CUPBOARD..... 202-204</p> <p>THE QUILT HOUSE.....516-517</p> <p>THE RABBIT HOLE QUILT SHOP.....211-214</p> <p>THIMBLE CREEK QUILTS..... 816-817</p> <p>TROPIC OPTIONS..... 201</p> <p>TWISTED SCISSOR.....111-113</p> <p>UNIQUE SEWING FURNITURE.....306-309</p> <p>WATKINS.....514</p> <p>WORKMAN FARMS..... 416-417</p>
---	---	---

**Attention! Attention!** The Management Staff is not responsible for business dealings or representations made by the exhibitors or customers. Those using or observing display equipment & tools, designed for use by people properly trained for safe operation, agree to do so at their own risk.

**Please remember that the following are prohibited:** Sketching, videotaping, or photography of exhibitor's booths and/or merchandise. There may be exceptions made for the press or staff personnel with express authorization by the management.