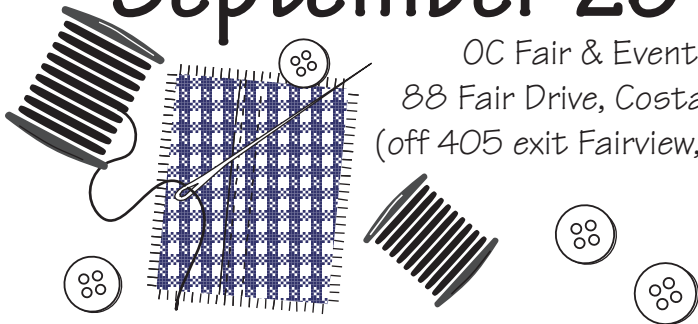


**SEW COLORFUL & CREATIVE!  
OUR SECOND ANNUAL EVENT IN ORANGE COUNTY!**

# Orange County Quilt, Craft & Sewing Festival

September 29–October 1, 2016

OC Fair & Event Center, Costa Mesa  
88 Fair Drive, Costa Mesa / Hangar Building  
(off 405 exit Fairview, off 55 exit Del Mar / Fair)



## PLATINUM SPONSORS

**brother**  
at your side

**baby lock**

**FOR THE LOVE OF SEWING**

### WELCOME:

The Rusty Barn Promotion Group, Inc. welcomes you to the Quilt, Craft and Sewing Festival at the Orange County Fair & Event Center, Costa Mesa.

At our show you will find a wide variety of Sewing, Quilting, Needle-art and Craft supply exhibits from many quality local and national companies. In addition, you will have the opportunity to participate in one or more of the many "Make and Take" Workshops or FREE educational Seminars.

**Your ticket is good all three days of the show — so please take your time and don't miss any of the exciting new products, techniques or educational ideas.**

**Rusty Barn Promotion Group, Inc.**  
**Chris Butler and Eric Spillet**  
**800-71 (RUSTY)**

2022 South 2100 East  
Salt Lake City, Utah 84108  
(801) 463-1200; Fax: (801) 463-1201

### SHOW RULES:

The following rules are established for everyone's comfort and safety. We hope these guidelines will help make this event as enjoyable as possible.

**PLEASE DO NOT TOUCH** - Please do not touch the displays. If you would like help with a display, please ask the exhibitor for assistance.

**CHILDREN** - Children **must** be supervised at all times by an adult. We do not recommend small children participate in the workshops.

**FOOD-DRINKS-SMOKING** - There will be no food or drinks permitted on the show floor, except in the concession areas. Smoking is **not** permitted anywhere in the building.

**VIDEOS-PHOTOGRAPHS-SKETCHING** - Photography, video taping, or sketching of the exhibitors' booths or merchandise is not permitted.

**FREE  
COPY**

## EXHIBITOR SEMINAR DESCRIPTIONS:

### FASCINATION WITH BAGS

Linda McGehee (booth #208)

Handbags, like shoes, are the rage in women's fashion. You need more than one to define your character and fit your special needs. Discover how easy it is to make a cute evening bag, basic day/travel bag, or large carryall. To help you accomplish your goal, there are tricks of the trade. Proper straps, chain application, corded piping, sew-in magnetic strips, bag feet, and under construction essentials are some of the basics. There are tips for proper positioning of creative design for all styles of bags. Use handbags as palette to have fun with your sewing machine while creating bags uniquely your own.

**Classroom #2, 12:00 noon**

### MORE FROM "LESS THAN TRADITIONAL" (CLASS TWO / MOVING ON)

Raylene Salazar (booth #411)

Now that you have seen the basic pattern in Class 1, in this continuation of Less Than Traditional we will open up a world of possibilities! We will show you by making a simple block change or slight variation to the original that you can get the look of many traditional patterns. Learn to use up that stash of fabric you already have! We will also show how easy it is to use Less Than Traditional to make beautiful flowers for all seasons. No worries if you missed Class 1, simply come by the booth and we will catch you up.

**Classroom #2, 1:00 pm**

### PHOTO PRINTING ON FABRIC – WONDERFUL TIPS & TRICKS

Betty Nicassio (booth #408)

Come learn valuable tips and secrets for glorious prints with good visuals for you to see and feel. You will be able to get more perfection without trial and error. I will give you what I have learned for easiest and most wonderful prints.

**Classroom #1, 12:00 noon**

### QUILTING CHARLIE'S WAY (CLASS ONE / THE BASICS)

Raylene Salazar (booth #411)

Come and learn the basic pattern for quick and easy circle quilts! This pattern is easy enough for a new quilter but fast and fun for all! Make Pin Cushions to King Size quilts and everything in between. Never be afraid of circles again! With LTT you can get lots of different looks. The possibilities are endless! In addition we will show you some of our favorite and most useful notions! Everyone is welcome!

**Classroom #2, 11:00 am**

### SPREAD THE WORD – ZIPPERS ARE EASY

Linda McGehee (booth #208)

Zippers have been puzzling for many years. They have gotten a bad rap as being difficult to insert. In fact, they are simple to install when stitched correctly with proper feet. Learn how to insert zippers using the All Purpose Foot and the Edge Stitching Foot. The right tool for the job gets the best result. You'll marvel at the ease of

inserting zippers in pockets, pillows, handbags and garments. Let the zipper make a statement on your next project by using decorative zippers. The opportunities are endless and the results so much fun. Whether for garments or bags, you can insert zippers trouble-free, the easy way.

**Classroom #2, 2:00 pm**

### STITCHIN' FOR THE KITCHEN

Linda Winner (booth #G)

Take your sewing, quilting and embroidery skills and put them to use in the kitchen! See how easy it is to create kitchen related projects like: aprons, table runners, placemats, napkins, coffee cozies, microwave bow cozies, coasters, mug rugs, pot holders, towels, trivets, hot pads, organizers and more.

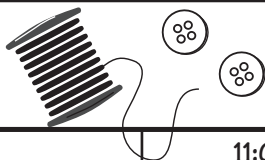
**Classroom #1, 11:00 am**

### X BLOCK TOOL & PATTERNS

Sandy Scott (booth #301)

This is a great tool to use on all your scraps of fabric or new yardage. All the fabric you cut and sew you use in the quilt. There is NO waste. Simple 9 patch blocks or strip sets are the basic sewing skills you will need. This tool is great for the new quilter. Several patterns and two books are available. Come to the demonstration and see how easy it is to use!

**Classroom #1, 2:00 pm**



## FREE SEMINAR SCHEDULE: (Thursday, Friday and Saturday.)

|             | 11:00 AM                                                                                          | 12:00 Noon                                                              | 1:00 PM                                                                          | 2:00 PM                                                |
|-------------|---------------------------------------------------------------------------------------------------|-------------------------------------------------------------------------|----------------------------------------------------------------------------------|--------------------------------------------------------|
| Classroom 1 | LINDA WINNER<br>Stitchin' for the Kitchen                                                         | BETTY NICASSIO<br>Photo Printing On Fabric<br>– Wonderful Tips & Tricks | No Seminar<br>Scheduled                                                          | SANDY SCOTT<br>X Block Tools & Patterns                |
| Classroom 2 | RAYLENE SALAZAR<br>"Less Than Traditional /<br>Quilting "Charlie's Way"<br>(Class One/The Basics) | LINDA MCGEHEE<br>Fascination With Bags                                  | RAYLENE SALAZAR<br>More From "Less Than<br>Traditional"<br>(Class Two/Moving On) | LINDA MCGEHEE<br>Spread The Word –<br>Zippers Are Easy |

## PLATINUM SPONSORS

**brother**  
at your side

**baby lock**

**FOR THE LOVE OF SEWING**

## EXHIBITOR MAKE & TAKE WORKSHOPS:

*Sign up at the exhibitor booth for each workshop*

### BEAUTIFUL ROSEBUDS

*Merrill-Lee Designs*

Learn how to make fabric rose buds to create splashes of Fall and Spring in your home all year long. Great for wedding or party favors. Transform a 6" square of fabric into one of nature's beautiful flowers. Everyone loves roses.

Complete hands on instructions and two step-by-step directions will be provided!

**Booth #206, \$5.00**

### EMBELLISHING FABRIC POST CARDS

*Betty's Photos On Postcards*

Join us in this film project to create mailable fabric postcards that can actually be mailed at the post office!

**Booth #408, \$5.00**

### ENGLISH PAPER PIECING

*Quilts in the Attic*

Come sit with Cherie and learn an old skill with new

techniques! Make a small applique for a small block for your new quilt, or just for learning something new using some great new tools.

**Booth #M, \$5.00**

### JAPANESE BRAIDING

*Braiding with Margo*

Kumihimo Japanese braiding on a card. Make a braided key chain using a round or octagonal card.

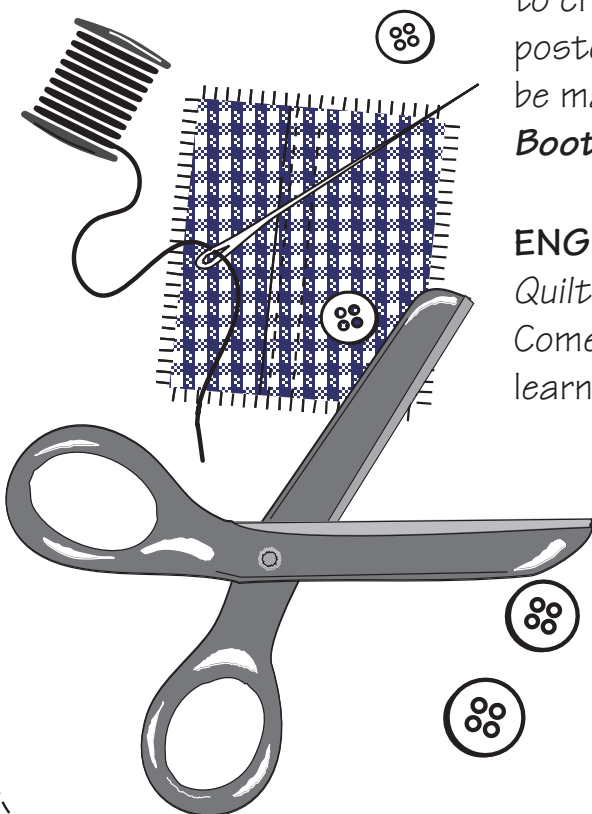
**Booth #H, \$3.00 - \$5.00**

### SCISSOR FOBS

*The Little Shop of Treasures*

Keep your scissors from getting mixed in with the rest. Choose from hundreds of beads and crystals. We'll add a charm of your choice, and finish the fob for you. No scheduled time, if there's a chair available, sit down and create.

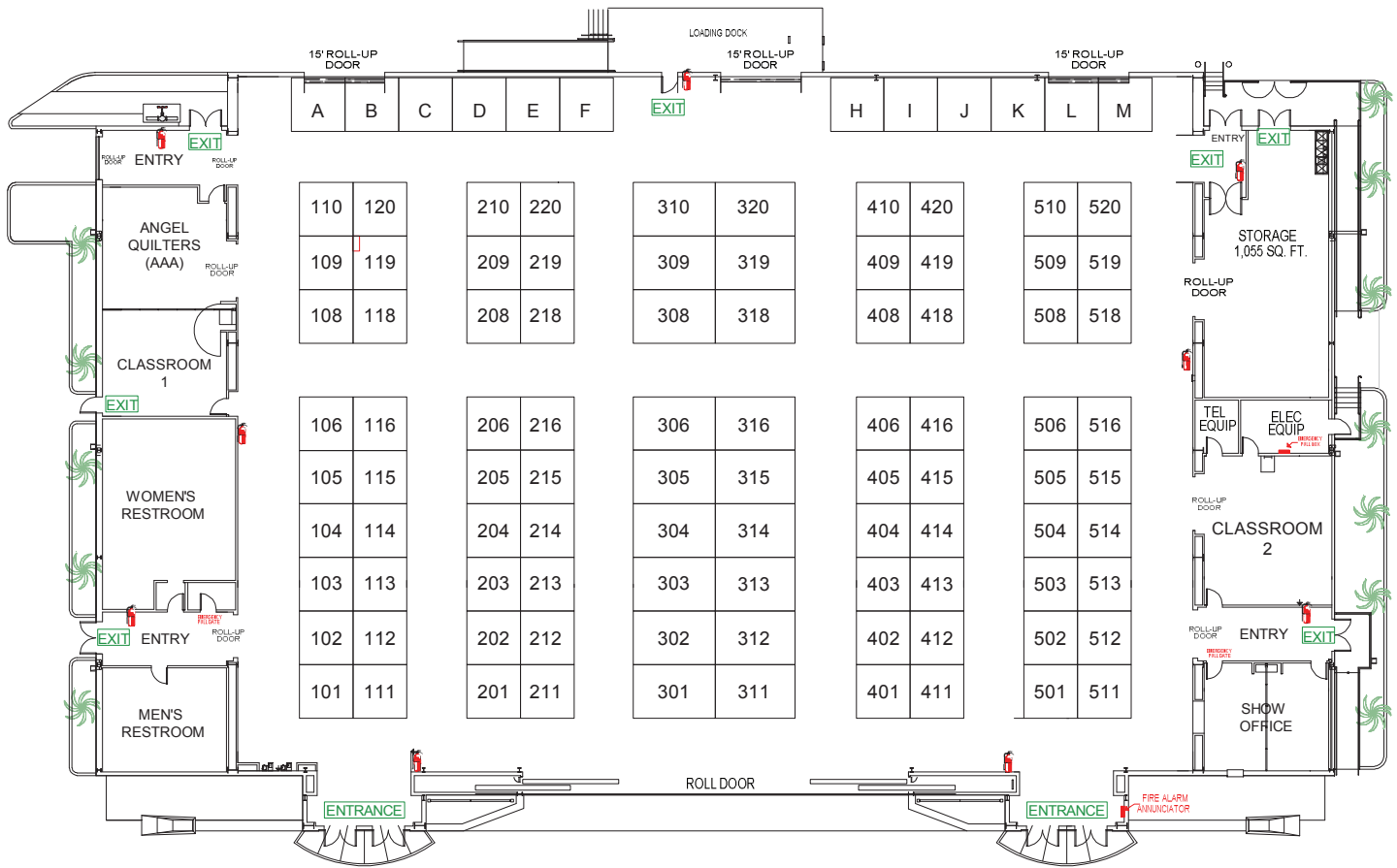
**Booth #506, \$3.00**



# Orange County Quilt, Craft & Sewing Festival

September 29 - October 1, 2016

Costa Mesa Fairgrounds (Hangar Building)



| ORANGE COUNTY EXHIBITORS (2016)..BOOTHS | LITTLE SHOP OF TREASURES ..... | 505-506                            | QUILTER'S COVE ..... | 111-113                          |               |
|-----------------------------------------|--------------------------------|------------------------------------|----------------------|----------------------------------|---------------|
| ANGEL QUILTERS .....                    | AAA                            | LUMENARIS .....                    | 514-516              | QUILTER'S GIFT SHOP .....        | A, B & C      |
| BETTY'S PHOTO ON FABRIC .....           | 408-409                        | MARTELLI ENTERPRISES .....         | G                    | QUILTER'S HAVEN .....            | 411-413       |
| BLUE PETUNIA QUILTS .....               | 201-202                        | MEASUREMATIC .....                 | 416                  | QUILTS IN THE ATTIC .....        | J, K, L & M   |
| BOBBIE G. DESIGNS .....                 | 203-204                        | MEL'S SEWING & FABRIC CENTER ..... | 518-520              | RUSTY CROW QUILT SHOP .....      | 215-216       |
| BRAIDING W/ MARGO .....                 | H & I                          | MERRILL LEE DESIGNS .....          | 205-206              | SEW N SOLES .....                | 108           |
| COPPER MOUNTAIN QUILTING .....          | 218-220                        | MICA'S ROOM .....                  | 109-110              | SEW SO SHOP .....                | 211-214       |
| CROOKED NICKEL DESIGNS .....            | 511-512                        | MOORE'S SEWING CENTERS .....       | 311-316              | SEWING EMPORIUM .....            | 318 & 1/2 319 |
| CUSTOM CREATIONS .....                  | 501-504                        | MOORE'S SEWING CENTERS .....       | 401-406              | SPECIALTY HEMSTITCHING .....     | 513           |
| CUT & SEW SUPPLIES .....                | 114-116                        | NIFTY NIFTY .....                  | 410                  | SUPERIOR THREADS .....           | D, E & F      |
| DAWN SKLAR RIBBON .....                 | 320 & 1/2 319                  | OC SEWING & VACUUM .....           | 101-103              | THE CALICO CUPBOARD .....        | 118-120       |
| FABRIC CHICKS .....                     | 308-310                        | PEDAL STA .....                    | 104                  | THE QUILT HOUSE .....            | 414-415       |
| FARMHOUSE THREADS .....                 | 209-210                        | PM QUILTING .....                  | 105-106              | THE RABBIT HOLE QUILT SHOP ..... | 301-303       |
| GHEE'S .....                            | 208                            | QUICK POINTS RULER .....           | 419-420              | TWISTED SCISSOR .....            | 304-306       |
| JODEE'S INC. ....                       | 418                            | QUILT N CROSS .....                | 508-510              |                                  |               |

**Attention! Attention!** The Management Staff is not responsible for business dealings or representations made by the exhibitors or customers. Those using or observing display equipment & tools, designed for use by people properly trained for safe operation, agree to do so at their own risk.

**Please remember that the following are prohibited:** Sketching, videotaping, or photography of exhibitor's booths and/or merchandise. There may be exceptions made for the press or staff personnel with express authorization by the management.