

**Sew Creative & Colorful!
Lots of New & Exciting Exhibitors!**

Fresno Quilt, Craft & Sewing Festival

April 28, 29 & 30, 2016

The Big Fresno Fairgrounds / Industrial Commerce Building
1121 S. Chance Avenue / Parking in Carnival Lot
(Enter from East Kings Canyon Road)

**FREE
ADMISSION
& PARKING!**

FESTIVAL HOURS:

Thursday, Friday, & Saturday
10:00 am - 5:00 pm (Thur & Fri)
10:00 am - 4:00 pm (Sat)

PLATINUM SPONSORS

brother
at your side

baby lock

FOR THE LOVE OF SEWING

WELCOME:

The Rusty Barn Promotion Group, Inc. welcomes you to the Fresno Quilt, Craft and Sewing Festival at the Fresno Fairgrounds.

At our show you will find a wide variety of Sewing, Quilting, Needle-art and Craft supply exhibits from many quality local and national companies. In addition, you will have the opportunity to participate in one or more of the many "Make and Take" Workshops or FREE educational Seminars.

Your ticket is good all three days of the show — so please take your time and don't miss any of the exciting new products, techniques or educational ideas.

Rusty Barn Promotion Group, Inc.

Chris Butler and Eric Spillett

800-71 (RUSTY)

2022 South 2100 East • Salt Lake City, Utah 84108
(801) 463-1200; Fax: (801) 463-1201

SHOW RULES:

The following rules are established for everyone's comfort and safety. We hope these guidelines will help make this event as enjoyable as possible.

PLEASE DO NOT TOUCH - Please do not touch the displays. If you would like help with a display, please ask the exhibitor for assistance.

CHILDREN - Children **must** be supervised at all times by an adult. We do not recommend small children participate in the workshops.

FOOD-DRINKS-SMOKING - There will be no food or drinks permitted on the show floor, except in the concession areas. Smoking is **not** permitted anywhere in the building.

VIDEOS-PHOTOGRAPHS-SKETCHING - Photography, video taping, or sketching of the exhibitors' booths or merchandise is not permitted.

EXHIBITOR MAKE & TAKE WORKSHOPS:

Sign up at the exhibitor booth for each workshop

BEAUTIFUL ROSE BUDS

Merrill Lee Designs

Learn to make beautiful rose buds to give as gifts or just to decorate your own space. Easy and fun to do.

Booth #609 \$5.00

EMBELISHING FABRIC POST CARDS

Betty's Photos On Postcards

Join us in this film project to create mailable fabric postcards that can actually be mailed at the post office!

Booth #416, \$5.00

GREETING CARD EMBELLISHMENTS

Pocket Change Fabrics

Learn to make beautiful greeting cards from fabric. We have all different fabric designs to choose

from, and the markers and colored pencils to design your own personal card.

Booth #101, \$3.00

JAPANESE BRAIDING

Braiding with Margo

Kumihimo Japanese braiding on a card. Make a braided key chain using a round or octagonal card.

Booth #613, \$3.00-\$5.00

PUNCHNEEDLE CHARMING FLOWER BASKET

Igolochkoy

Punchneedle embroidery basic hands on class! Learn about what fabrics work best and why and how to stretch them to the proper tensions. Learn how to thread your needle and stitch correctly. This is an hour project and is embellished with a basket charm.

Pre-registration required at booth. Limited to 6 students per class.

Booth #316, \$8.00

SILK SCREEN & CRYSTALS T-SHIRT

Sew Artfully Yours

In this class, you will silk screen an image onto a black 100% cotton T-shirt. Stop by the Sew Artfully Yours booth and learn two crafts at one time. Learn to make your own crystal applique, iron it on, and then add a silk screen. Our project is a 100% cotton T-shirt in your choice of black or purple. Completely washable and dryable. When you see how easy this is, you'll want to do more. Great for gifts! Child 4/5, 10/12; Adult Med, Lg, XL, and 2X available.

Booth #410, \$10.00

FREE EXHIBITOR SEMINAR DESCRIPTIONS:

ARE YOU PART OF THE CRAFTING REVOLUTION?

Martie Sandell (booth #310)

Come see how yesterday's Color Forms have become today's UDesignIt Embroidery. Do you have a need to organize your embroidery designs, patterns and photos? Learn how My Design Album will easily create order in your craft life. If you are a Quilter or a "Wanna-Be-Quilter" the Total Quilter has something for everyone. And if you still use scissors to cut paper and fabric, explore the benefits of electronic cutters and the new products that will enhance all your creations.

Floriani Educator, Martie Sandell, will inspire you to be forward thinking as you join the revolution.

Classroom #1, 12:00 Noon

EMBROIDERY, EMBELLISHMENT & BEYOND!

Cindy Losekamp (booth #410)

Enjoy learning how to be creative with your machine in this jam packed seminar. You'll see how to transform a sweatshirt into wearable art, quilts made on the embroidery machine, how to sparkle up everything with crystals and mylar. You'll even see how to make your own crystal applique. If you want to learn how to be creative or

expand your abilities, this is your class!

Classroom #2, 12:00 noon

LESS THAN TRADITIONAL—QUILTING CHARLIE'S WAY

Raylene Salazar (booth #205)

Come and learn the pattern for quick and easy circle quilts! This pattern is easy enough for a new quilter, but fast and fun for all! Make pin cushions to king-size quilts and everything in between. Never be afraid of circles again! With LTT you can get lots of different looks. The possibilities are endless! In addition,

continued

FREE EXHIBITOR SEMINAR DESCRIPTIONS (cont.):

we will show you some of our favorite and most useful notions! Everyone is welcome! (Even if you have been before!)

Classroom #1, 11:00 am

MASTERING THE DIGITAL CUTTING MACHINE.. BUT FIRST YOU NEED TO TAKE IT OUT OF THE BOX!

Kathy Ferrel (booth #310)

The Digital Cutting Machine is one of the best additions to your sewing and quilting room and can allow you to expand your creative pallet. While paper crafters discovered the benefits of these amazing machines, fabric crafters are quickly adapting these tools for their needs. This session will provide an overview of how these machines are used, and Floriani Craft N Cut will help you get your machine out of the box, de-mystify this technology and get you up and running today!

Classroom #1, 2:00 pm

MORE FROM "LESS THAN TRADITIONAL" (CLASS TWO / MOVING ON)

Raylene Salazar (booth #205)

Now that you have seen the basic

pattern in class 1 in this, a continuation of Less Than Traditional we will open up a world of possibilities! We will show you by making a simple block change or slight variation to the original that you can get the look of many traditional patterns. Learn to use up that stash of fabric you already have! We will also show how easy it is to use Less Than Traditional to make beautiful flowers for all seasons. No worries if you missed class one, simply come by the booth and we will catch you up.

Classroom #1, 1:00 pm

RECYCLE IT

Linda Winner (booth #319)

Breathe new life into old cast-away items. Learn how to redesign, repurpose, and recycle those well-loved and well-used items. Who knew spring cleaning could be sew much fun!

Classroom #2, 11:00 am

STITCHIN' FOR THE KITCHEN

Linda Winner (booth #319)

Take your sewing, quilting and embroidery skills and put them to use in the kitchen! See how

easy it is to create kitchen related projects like: aprons, table runners, placemats, napkins, coffee cozies, microwave bow cozies, coasters, mug rugs, pot holders, towels, trivets, hot pads, organizers and more.

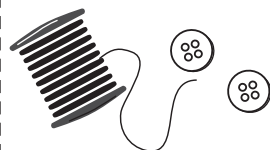
Classroom #2, 1:00 pm

TELL STORIES THROUGH MEMORY QUILTING

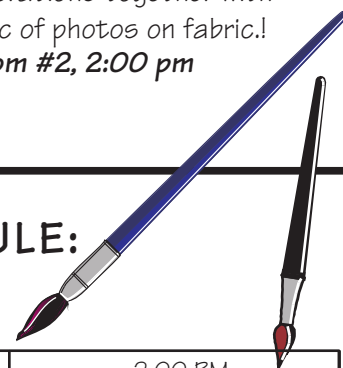
Cindy Losekamp (booth #410)

Get your family photographs out of the drawer and allow them to take center stage in your next project. You'll see how to turn your paper photos into fabric images, learn which fabrics work best, which printer setting to use and how to take care of the images when you're done. Along the way you'll find ideas to personalize your quilt by adding stitching and embroidery. Combine memories, photo printing on fabric and crazy piecing to make unique and personal quilts, pillows, purses and wearables as you learn to stitch your generations together with the magic of photos on fabric!

Classroom #2, 2:00 pm



FREE EXHIBITOR SEMINAR SCHEDULE: (Thursday, Friday and Saturday)



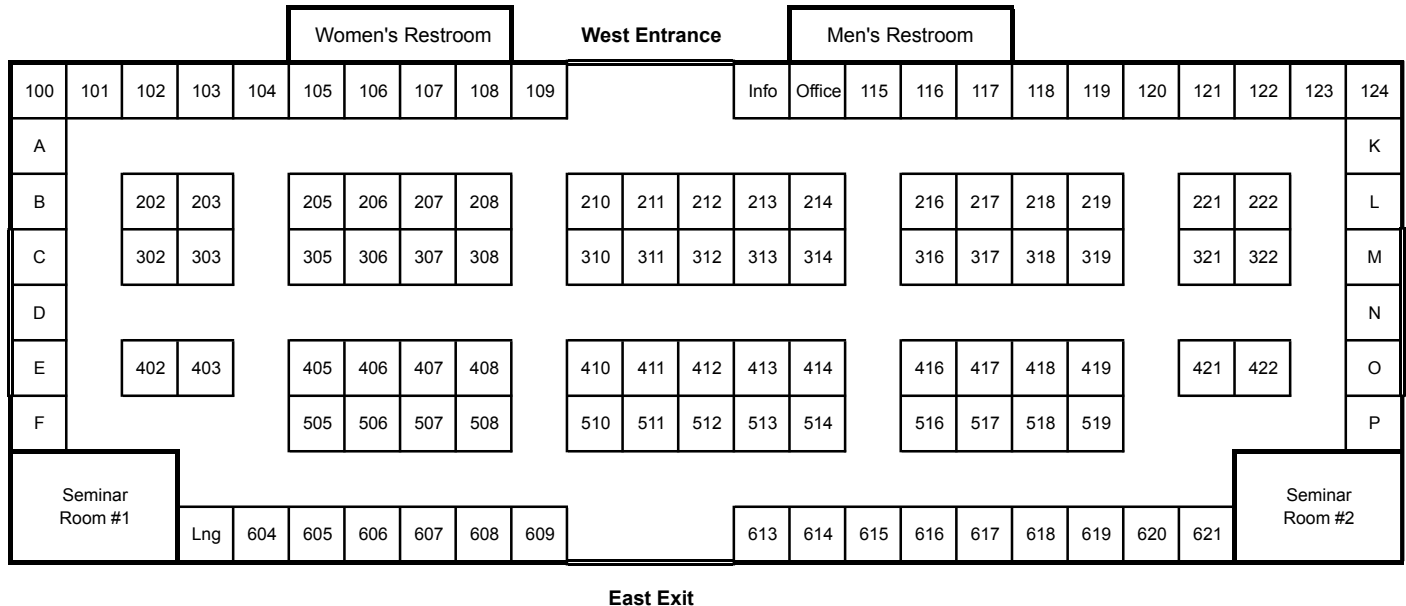
	11:00 A.M.	12:00 Noon	1:00 P.M.	2:00 P.M.
Class 1	RAYLENE SALAZAR LESS THAN TRADITIONAL / QUILTING CHARLIE'S WAY (CLASS ONE / THE BASICS)	MARTIE SANDELL ARE YOU PART OF THE CRAFTING REVOLUTION?	RAYLENE SALAZAR MORE FROM "LESS THAN TRADITIONAL" (CLASS TWO / MOVING ON)	KATHY FERREL MASTERING THE DIGITAL CUTTING MACHINE... BUT FIRST YOU NEED TO...
Class 2	LINDA WINNER RECYCLE IT	CINDY LOSEKAMP EMBROIDERY, EMBELLISHMENT & BEYOND	LINDA WINNER STITCHIN' FOR THE KITCHEN	CINDY LOSEKAMP TELL STORIES THROUGH MEMORY QUILTING

All Seminars are Free of Charge
(with your admission ticket)

Fresno Quilt, Craft & Sewing Festival

April 28-30, 2016

Fresno Fairgrounds (Industrial Commerce Building)



EXHIBITORS:

FRESNO EXHIBITORS (2016)	BOOTHS	
ANGEL QUILTERS.....	604-607	POCKET CHANGE FABRIC..... A, 100 & 101
AUTHORIZED VAC & SEW.....	210-214 & 310-314	QUILTER'S COVE..... 102-104
BETTY'S PHOTO'S ON FABRIC.....	416-417	QUILTER'S HAVEN..... 205-208
BLUE PETUNIA STUDIO.....	B, C & D	REDFERN ENTERPRISES..... 322
BRAIDING W/ MARGO.....	613-614	RETRACTABLE DESIGN WALL..... 518-519
CUT & SEW SUPPLIES.....	115-117	ROCHELLE'S FINE FABRIC & QUILTING..... 120-122
CUTCO CUTLERY.....	510	SECOND CHANCE FABRICS..... E & F
FARMHOUSE THREADS.....	O & P	SEW ARTFULLY YOURS..... 410-411
HARPER ENTERPRISES.....	621 & 1/2 620	SEW N SOLES..... 222
HAWAIIAN MOON.....	505	SEW VERY SMOOTH..... 302
IGOLOCHKOY / BIRDBHOUSE ENT.....	316	SEWING EMPORIUM..... 513-514
IMAGINATION UNLIMITED.....	317	SHERREE'S LACE..... 619 & 1/2 620
IMPORTED FASHIONS.....	413-414	SIERRA FIBER ARTS & TIN LIZZIE..... 217-219
IS IT REAL.....	421-422	SIERRA MOUNTAIN QUILTER'S ASSOCIATION..... 517
JODEES INC.....	216	TERRI SUE'S TOFFEE..... 412
KERRY'S KOLLECTIBLES.....	402-403	THE CALICO CUPBOARD..... 123, 124, K & L
LAKESIDE SCISSOR SALES.....	418-419	THE QUILT HOUSE..... 105-106
MARTELLI ENTERPRISES.....	318-319	THIMBLE TOWNE..... 202-203
MEASUREMATIC.....	303	TOUCH OF MINK..... 221
MEISSNER SEWING MACHINE CO.....	305-308	TRAVELING DESIGNS..... 506-507
MERRILL LEE DESIGNS.....	608-609	TWISTED SCISSOR..... 405-408
NIKKI'S QUILT SHOP.....	511-512	UNIQUE SEWING FURNITURE..... 107-109
NOT JUST QUILTZ.....	616-618	UNIQUELY CRAFTS..... M & N
PAIN FREE LIVING.....	516	WALKINGSHAW ENTERPRISES..... 321
PEDAL STA.....	615	WILLIAMS WOOLS..... 118-119
		WINLINE TEXTILES..... 508