

**Sew Creative & Colorful!
Lots of New & Exciting Exhibitors!**

Del Mar Quilt, Craft & Sewing Festival

May 12, 13 & 14, 2016

at the Del Mar Fairgrounds, Bing Crosby Hall
(just West of I-5 at Via de la Valle)

FESTIVAL HOURS:

Thursday & Friday – 10:00 am - 5:00 pm

Saturday – 10:00 am - 4:00 pm

**FREE
ADMISSION!**

PLATINUM SPONSORS

brother
at your side

baby lock

FOR THE LOVE OF SEWING

WELCOME:

The Rusty Barn Promotion Group, Inc. welcomes you to the Del Mar Quilt, Craft and Sewing Festival at the Del Mar Fairgrounds.

At our show you will find a wide variety of Sewing, Quilting, Needle-art and Craft supply exhibits from many quality local and national companies. In addition, you will have the opportunity to participate in one or more of the many "Make and Take" Workshops or FREE educational Seminars.

Your ticket is good all three days of the show—so please take your time and don't miss any of the exciting new products, techniques or educational ideas.

Rusty Barn Promotion Group, Inc.

Chris Butler and Eric Spillett

800-71 (RUSTY)

2022 South 2100 East • Salt Lake City, Utah 84108
(801) 463-1200; Fax: (801) 463-1201

SHOW RULES:

The following rules are established for everyone's comfort and safety. We hope these guidelines will help make this event as enjoyable as possible.

PLEASE DO NOT TOUCH - Please do not touch the displays. If you would like help with a display, please ask the exhibitor for assistance.

CHILDREN - Children **must** be supervised at all times by an adult. We do not recommend small children participate in the workshops.

FOOD-DRINKS-SMOKING - There will be no food or drinks permitted on the show floor, except in the concession areas. Smoking is **not** permitted anywhere in the building.

VIDEOS-PHOTOGRAPHS- SKETCHING

Photography, video taping, or sketching of the exhibitors' booths or merchandise is not permitted.

www.quiltcraftsew.com

EXHIBITOR MAKE & TAKE WORKSHOPS:

Sign up at the exhibitor booth for each workshop

ASSORTED FLAVORS TEA TOWEL

Sew Wonderful Dreams

Come make a tea towel with the most adorable chick—choose between designer fabrics and pair it with the tea towel of your choice. Learn applique and make someone special a gift at the same time! Material cost \$5.00 includes tea towel and applique. Other appliques available also.

Booth #124, \$5.00

EMBELISHING FABRIC POST CARDS

Betty's Photos On Postcards

Join us in this film project to create mailable fabric postcards that can actually be mailed at the post office!

Booth #622, \$5.00

ENGLISH PAPER PIECING

Quilts in the Attic

Come sit with Cherie and learn an old skill with new techniques! Make a small applique for a small block for your new quilt, or just for learning something new using some great new tools..

Booth #A, \$5.00

GREETING CARD EMBELLISHMENTS

Pocket Change Fabrics

Learn to make beautiful greeting cards from fabric. We have all different fabric designs to choose from, and the markers and colored pencils to design your own personal card.

Booth #603, \$3.00

HEIRLOOM JEWELRY & EMBELLISHMENTS

Craft Fantastic

Come and see the latest and greatest that Craft Fantastic has to offer in heirloom jewelry components and embellishments. Create custom works of art to wear or embellish your craft projects using family photos or any image.

Booth #423, Free

JAPANESE BRAIDING

Braiding with Margo

Kumihimo Japanese braiding on a card. Make a braided key chain using a round or octagonal card.

Booth #620, \$3.00 - \$5.00

SCISSOR FOBS

The Little Shop of Treasures

Keep your scissors from getting mixed in with the rest. Choose from hundreds of beads and crystals. We'll add a charm of your choice, and finish the fob for you. No scheduled time, if there's a chair available, sit down and create.

Booth #407, \$3.00

SILK SCREEN & CRYSTALS T-SHIRT

Sew Artfully Yours

In this class, you will silk screen an image onto a black 100% cotton T-shirt. Stop by the Sew Artfully Yours booth and learn two crafts at one time. Learn to make your own crystal applique, iron it on, and then add a silk screen. Our project is a 100% cotton T-shirt in your choice of black or purple. Completely washable and dryable. When you see how easy this is, you'll want to do more. Great for gifts! Child 4/5, 10/12; Adult Med, Lg, XL, and 2X available.

Booth #507, \$10.00



SEWING • QUILTING • VACUUM • SERVICE

Thank You to Our Platinum Sponsors

brother
at your side

baby lock

FOR THE LOVE OF SEWING

Spectacular Show Specials! Best Time to Buy!

baby lock BERNINA[®] brother[®] Husqvarna VIKING[®] JANOME JUKI[®] SINGER[®] Handi Quilter[®] melco Miele[®]

WE CARRY & SERVICE THE NEWEST MACHINES FROM THE TOP BRANDS

FREE MYSTERY GIFT!



Just Be One of the First 50 to Visit Our Booth Each Day

\$25 OFF ANY IN-STORE PURCHASE OF \$100 OR MORE!

\$25

SHARE THIS COUPON WITH ALL YOUR FRIENDS!

Just Mention Rusty Barn / Limit one per customer / Exp 06-30-2016



Visit booth #205 & enter to win a Bernina Bernette 25 machine. One winner drawn each and every show day!

713 Center Dr. • San Marcos, CA, 92069

800-401-8151 • 760-739-8222 • www.sewingmachinesplus.com

FREE EXHIBITOR SEMINAR DESCRIPTIONS:

ANYONE CAN DO FUSIBLE APPLIQUE!

Connie Spurlock (booth #124)
HAS YOUR FUSIBLE FIZZLED? Got fusible on your ironing board, the iron and everywhere except your fabric? Let us give you some tips that will make fusible applique easy for everyone. The right fusible, the right process and finishing touches will get you on the right track to success. Have an applique pressing sheet still in the package? We will show why you bought it. You can do this!!
Classroom #1, 12:00 noon

EMBROIDERY, EMBELLISHMENT & BEYOND!

Cindy Losekamp (booth #507)
 Enjoy learning how to be creative with your machine in this jam packed seminar. You'll see how to transform a sweatshirt into wearable art, quilts made on the embroidery machine, how to sparkle up everything with crystals and mylar. You'll even see how to make your own crystal applique. If you want to learn how to be creative or expand your abilities, this is your class!
Classroom #2, 11:00 am

FUN, FAST AND EASY...30 MINUTE GIFTS YOU CAN DO

Connie Spurlock (booth #124)
 Let us show you some fun ways to "cut corners" and not only speed up your project but learn some techniques that will give you better results. How about those tools? Are you using the best one for the job. Lots of info in a short amount of time. Come and join us.
Classroom #1, 2:00 pm

HEY HEY APPLIQUE AND WHAT ABOUT THOSE NEW QUILTING GADGETS!

Clarrisa Gossett, Floriani Educator (booth #318)
 Come join me on stage to learn the latest, and might I say easiest, way to do various applique techniques! Come see the newest way to do needle turned applique, a great new product for doing super easy repositionable appliques and a great new way of doing "stacked" appliques. I will also show you some amazing new tools to make your cutting so much easier. Let me introduce you to the newest Quilting Product line in the industry, "Quilter's Select".
Classroom #2, 1:00 pm

LESS THAN TRADITIONAL QUILTING CHARLIE'S WAY (CLASS ONE / THE BASICS)

Raylene Salazar (booth #627)
 Come and learn the basic pattern for quick and easy circle quilts! This pattern is easy enough for a new quilter but fast and fun for all! Make Pin Cushions to King Size quilts and everything in between. Never be afraid of circles again! With LTT you can get lots of different looks. The possibilities are endless! In addition we will show you some of our favorite and most useful notions! Everyone is welcome!
Classroom #1, 11:00 am

MORE FROM "LESS THAN TRADITIONAL" (CLASS TWO / MOVING ON)

Raylene Salazar (booth #627)
 Now that you have seen the basic pattern in class 1 in this, a continuation of Less Than Traditional we will open up a world of possibilities! We will show you by making a simple block change or slight variation to the

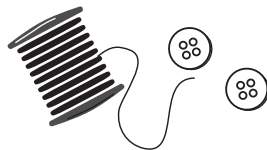
original that you can get the look of many traditional patterns. Learn to use up that stash of fabric you already have! We will also show how easy it is to use Less Than Traditional to make beautiful flowers for all seasons. No worries if you missed class one, simply come by the booth and we will catch you up.
Classroom #1, 1:00 pm

STITCHIN' FOR THE KITCHEN


Linda Winner (booth #505)
 Take your sewing, quilting and embroidery skills and put them to use in the kitchen! See how easy it is to create kitchen related projects like: aprons, table runners, placemats, napkins, coffee cozies, microwave bow cozies, coasters, mug rugs, pot holders, towels, trivets, hot pads, organizers and more.
Classroom #2, 12:00 noon

TELL STORIES THROUGH MEMORY QUILTING

Cindy Losekamp (booth #507)
 Get your family photographs out of the drawer and allow them to take center stage in your next project. You'll see how to turn your paper photos into fabric images, learn which fabrics work best, which printer setting to use and how to take care of the images when you're done. Along the way you'll find ideas to personalize your quilt by adding stitching and embroidery. Combine memories, photo printing on fabric and crazy piecing to make unique and personal quilts, pillows, purses and wearables as you learn to stitch your generations together with the magic of photos on fabric!
Classroom #2, 2:00 pm



FREE EXHIBITOR SEMINAR SCHEDULE: (Thursday, Friday and Saturday)



	11:00 A.M.	12:00 Noon	1:00 P.M.	2:00 P.M.
Class 1	Raylene Salazar Less than Traditional/ "Quilting Charlie's Way" (Class One / The Basics)	Connie Spurlock Anyone Can Do Fusible Applique!	Raylene Salazar More From "Less Than Traditional" (Class Two / Moving On)	Connie Spurlock Fast, Fun & Easy, 30 Minute Gifts You Can Do!
Class 2	Cindy Losekamp Embroidery, Embellishment & Beyond	Linda Winner Stitchin' For The Kitchen	Clarrisa Gossett, Floriani Educator Hey Hey Applique and What about those new Quilting Gadgets!	Cindy Losekamp Tell Stories Through Memory Quilting

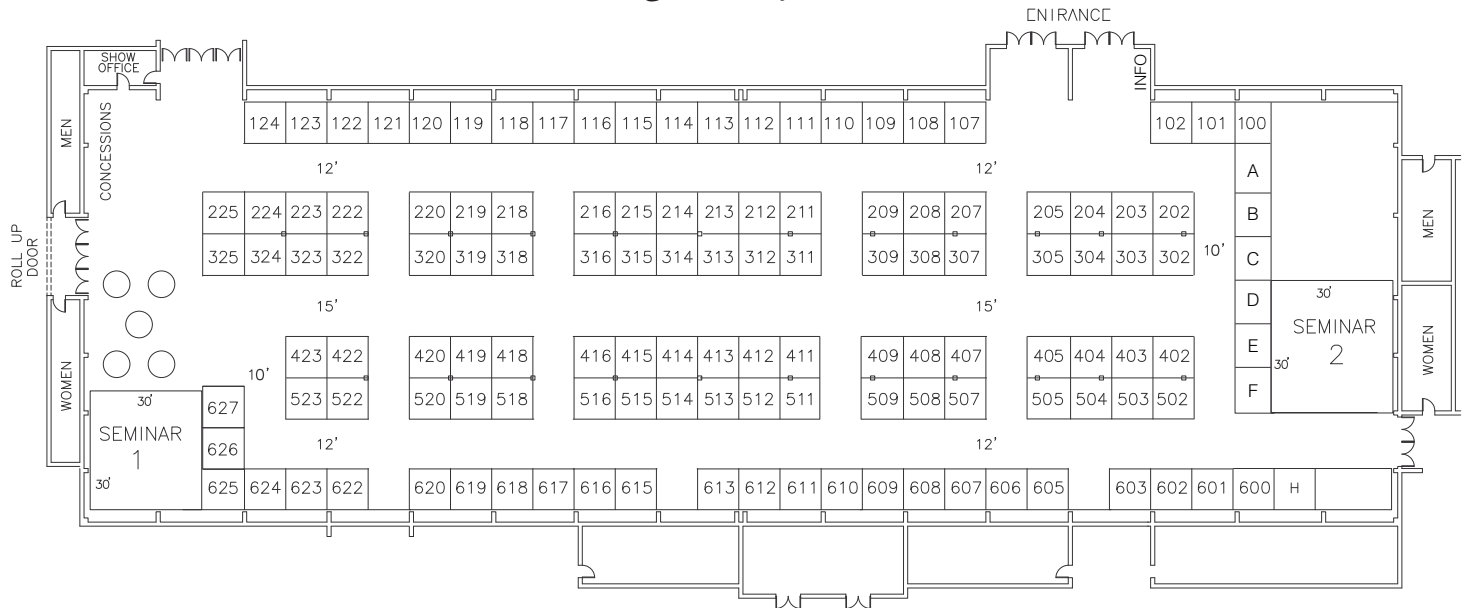
All Seminars are Free of Charge
(with your admission ticket)

Del Mar Quilt, Craft & Sewing Festival

May 12-14, 2016

Del Mar Fairgrounds

Bing Crosby Hall



EXHIBITORS:

DEL MAR EXHIBITORS (2016)	BOOTHS	
ALOHOA QUILT SHOP.....	609-610	
ANG / EGA	H	
ANGEL QUILTERS.....	322-325	
BETTY'S PHOTOS ON FABRIC.....	622-623	
BRAIDING W/ MARGO	619-620	
CENTRAL SEWING CENTRE	613	
CRAFT FANTASTIC	423	
CREATIVE FEET.....	315-316	
CUSTOM CREATIONS.....	110-113	
CUT & SEW SUPPLIES	B, C & D	
CUTCO CUTLERY.....	311	
DAWN SKLAR RIBBON & TRIM.....	E & F	
E-ARTS & CRAFTS COMPANY.....	519	
EL CAJON SEW & VAC.....	411-412	
HARPER ENTERPRISES	509	
HAWAIIAN MOON.....	523	
JODEE'S INC.	121-122	
KAREN NOLKE.....	216	
LITTLE SHOP OF TREASURES	407-408	
LUMENARIS	213-215	
MARTELLI ENTERPRISES	504-505	
MEASUREMATIC.....	422	
MISSOURI STAR QUILT CO.....	615-617	
NIFTY NIFTY	225	
NORTH COUNTY QUILT GUILD.....	618	
NOT JUST QUILTZ	611-612	
PAIN FREE LIVING	522	
PARADISE SEWING	318-320	
PIECEFUL DESIGNS	513-514	
PM QUILTING.....	211-212	
POCKET CHANGE FABRIC	601-603	
QUICK POINTS RULER	307-308	
QUILT IN WITH SOUL.....	224	
QUILTER'S COVE.....	218-220	
QUILTER'S HAVEN / JUSTNOTIONS.COM.....	624-627	
QUILTS IN THE ATTIC	A & 100-102	
QUILTS OF VALOR	600	
ROCHELLE'S FINE FABRIC & QUILTING	118-120	
RUSTY CROW QUILT SHOP.....	312-313	
SEW ARTFULLY YOURS.....	507-508	
SEW ERGO ADVANTAGE.....	117	
SEW HUT	114-116	
SEW N SOLES	520	
SEW SO SHOP.....	605-608	
SEW VERY SMOOTH	222-223	
SEW WONDERFUL DREAMS	123-124	
SEWING EMPORIUM.....	515-516	
SEWINGMACHINESPLUS.COM	202-205	
SEWINGMACHINESPLUS.COM	207-209	
SEWINGMACHINESPLUS.COM	302-305	
SEWINGMACHINESPLUS.COM	402-405	
SHERREE'S LACE	518	
TAYLOR MADE IRON ON DESIGNS	502-503	
THE CALICO CUPBOARD	418-420	
THE RABBIT HOLE QUILT SHOP.....	413-416	
THE STRIP STICK.....	314	
TOUCH OF MINK	409	
TRAVELING DESIGNS.....	511-512	
TWISTED SCISSOR	107-109	
UNIQUELY CRAFTS.....	309	