

**Sew Creative & Colorful!
Lots of New & Exciting Exhibitors!**

Albuquerque Quilt, Craft & Sewing Festival

May 19, 20 & 21, 2016

Expo NM / ABQ Fairgrounds
Park in Gate 3 @ San Pedro & Copper,
Manuel Lujan Halls B & C

FESTIVAL HOURS:

Thursday, Friday, & Saturday
10:00 am - 5:00 pm (Thur & Fri)
10:00 am - 4:00 pm (Sat)

\$500 cash
given away every
morning at 9:45AM.
Be in line early
to win big!
(20 winners)

PLATINUM SPONSORS

brother
at your side

baby lock

FOR THE LOVE OF SEWING

WELCOME:

The Rusty Barn Promotion Group, Inc. welcomes you to the Albuquerque Quilt, Craft and Sewing Festival at the Albuquerque Fairgrounds.

At our show you will find a wide variety of Sewing, Quilting, Needle-art and Craft supply exhibits from many quality local and national companies. In addition, you will have the opportunity to participate in one or more of the many "Make and Take" Workshops or FREE educational Seminars.

Your ticket is good all three days of the show — so please take your time and don't miss any of the exciting new products, techniques or educational ideas.

Rusty Barn Promotion Group, Inc.

Chris Butler and Eric Spillett
800-71 (RUSTY)

2022 South 2100 East • Salt Lake City, Utah 84108
(801) 463-1200; Fax: (801) 463-1201

SHOW RULES:

The following rules are established for everyone's comfort and safety. We hope these guidelines will help make this event as enjoyable as possible.

PLEASE DO NOT TOUCH - Please do not touch the displays. If you would like help with a display, please ask the exhibitor for assistance.

CHILDREN - Children **must** be supervised at all times by an adult. We do not recommend small children participate in the workshops.

FOOD-DRINKS-SMOKING - There will be no food or drinks permitted on the show floor, except in the concession areas. Smoking is **not** permitted anywhere in the building.

VIDEOS-PHOTOGRAPHS-SKETCHING - Photography, video taping, or sketching of the exhibitors' booths or merchandise is not permitted.

EXHIBITOR MAKE & TAKE WORKSHOPS:

Sign up at the exhibitor booth for each workshop

ASSORTED FLAVORS TEA TOWEL

Sew Wonderful Dreams

Come make a tea towel with the most adorable chick—choose between designer fabrics and pair it with the tea towel of your choice.

Learn applique and make someone special a gift at the same time!

Material cost \$5.00 includes tea towel and applique. Other appliques available also.

Booth #815, \$5.00

ENGLISH PAPER PIECING

Quilts in the Attic

Come sit with Cherie and learn an old skill with new techniques! Make a small applique for a small block for your new quilt, or just for learning something new using some great new tools..

Booth #711, \$5.00

GREETING CARD EMBELLISHMENTS

Pocket Change Fabrics

Learn to make beautiful greeting

cards from fabric. We have all different fabric designs to choose from, and the markers and colored pencils to design your own personal card.

Booth #806, \$3.00

HEIRLOOM JEWELRY & EMBELLISHMENTS

Craft Fantastic

Come and see the latest and greatest that Craft Fantastic has to offer in heirloom jewelry components and embellishments. Create custom works of art to wear or embellish your craft projects using family photos or any image.

Booth #613, Free

JAPANESE BRAIDING

Braiding with Margo

Kumihimo Japanese braiding on a card. Make a braided key chain using a round or octagonal card.

Booth #417, \$3.00 - \$5.00

MEMORY TREASURES

Tessler Stamps

Come make a fun, cute memory treasure! (glass pendant or 3D image on fabric).

Booth #411 \$3.00 - \$5.00

SILK SCREEN & CRYSTALS T-SHIRT

Sew Artfully Yours

In this class, you will silk screen an image onto a black 100% cotton T-shirt. Stop by the Sew Artfully Yours booth and learn two crafts at one time. Learn to make your own crystal applique, iron it on, and then add a silk screen. Our project is a 100% cotton T-shirt in your choice of black or purple. Completely washable and dryable. When you see how easy this is, you'll want to do more. Great for gifts! Child 4/5, 10/12; Adult Med, Lg, XL, and 2X available.

Booth #203, \$10.00

FREE EXHIBITOR SEMINAR DESCRIPTIONS:

ANYONE CAN DO FUSIBLE APPLIQUE!

Connie Spurlock (booth #815)

HAS YOUR FUSIBLE FIZZLED? Got fusible on your ironing board, the iron and everywhere except your fabric? Let us give you some tips that will make fusible applique easy for everyone. The right fusible, the right process and finishing touches will get you on the right track to success. Have an applique pressing sheet still in the package? We will show why you bought it. You can do this!!

Classroom #1, 12:00 noon

EMBROIDERY, EMBELLISHMENT & BEYOND!

Cindy Losekamp (booth #203)

Enjoy learning how to be creative with your machine in this jam packed seminar. You'll see how to transform a sweatshirt into wearable art, quilts made on the embroidery machine, how to sparkle up everything with crystals and mylar. You'll even see how to make your own crystal applique. If you want to learn how to be creative or expand your abilities, this is your class!

Classroom #2, 11:00 am

FUN, FAST AND EASY...30 MINUTE GIFTS YOU CAN DO

Connie Spurlock (booth #815)

Let us show you some fun ways to "cut corners" and not only speed up your project but learn some techniques that will give you better results. How about those tools? Are you using the best one for the job. Lots of info in a short amount of time. Come and join us.

Classroom #1, 2:00 pm

continued

FREE EXHIBITOR SEMINAR DESCRIPTIONS (cont.):

LESS THAN TRADITIONAL QUILTING CHARLIE'S WAY (CLASS ONE / THE BASICS)

Raylene Salazar (booth #107)
Come and learn the basic pattern for quick and easy circle quilts! This pattern is easy enough for a new quilter but fast and fun for all! Make Pin Cushions to King Size quilts and everything in between. Never be afraid of circles again! With LTT you can get lots of different looks. The possibilities are endless! In addition we will show you some of our favorite and most useful notions! Everyone is welcome!

Classroom #1, 11:00 am

MORE FROM "LESS THAN TRADITIONAL" (CLASS TWO / MOVING ON)

Raylene Salazar (booth #107)
Now that you have seen the basic pattern in class 1 in this, a continuation of Less Than Traditional we will open up a world of possibilities! We will show you by making a simple block change or slight variation to the original that you can get the look of many traditional patterns. Learn to use up that stash of fabric you

already have! We will also show how easy it is to use Less Than Traditional to make beautiful flowers for all seasons. No worries if you missed class one, simply come by the booth and we will catch you up.

Classroom #1, 1:00 pm

SASHIKO 1-2-3 / RUNNING STITCH EMBROIDERY

Joyce Martin Perez (booth #511)
Take your running stitch to a whole new level on fabric pre-printed with traditional Japanese patterns and NEW southwest designs. This hands-on workshop takes the mystery out of sashiko and demonstrates how a simple running stitch technique can be a great addition to redwork, cross stitch, quilting, mending and embellishing garments. Discover your creativity from the sample projects and gift ideas.

Classroom #2, 1:00 pm

STITCHIN' FOR THE KITCHEN

Linda Winner (booth #217)
Take your sewing, quilting and embroidery skills and put them to use in the kitchen! See how

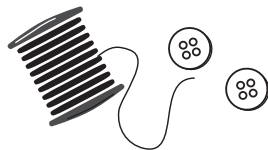
easy it is to create kitchen related projects like: aprons, table runners, placemats, napkins, coffee cozies, microwave bow cozies, coasters, mug rugs, pot holders, towels, trivets, hot pads, organizers and more.

Classroom #2, 12:00 noon


TELL STORIES THROUGH MEMORY QUILTING

Cindy Losekamp (booth #203)
Get your family photographs out of the drawer and allow them to take center stage in your next project. You'll see how to turn your paper photos into fabric images, learn which fabrics work best, which printer setting to use and how to take care of the images when you're done. Along the way you'll find ideas to personalize your quilt by adding stitching and embroidery. Combine memories, photo printing on fabric and crazy piecing to make unique and personal quilts, pillows, purses and wearables as you learn to stitch your generations together with the magic of photos on fabric!

Classroom #2, 2:00 pm



FREE EXHIBITOR SEMINAR SCHEDULE: (Thursday, Friday and Saturday)

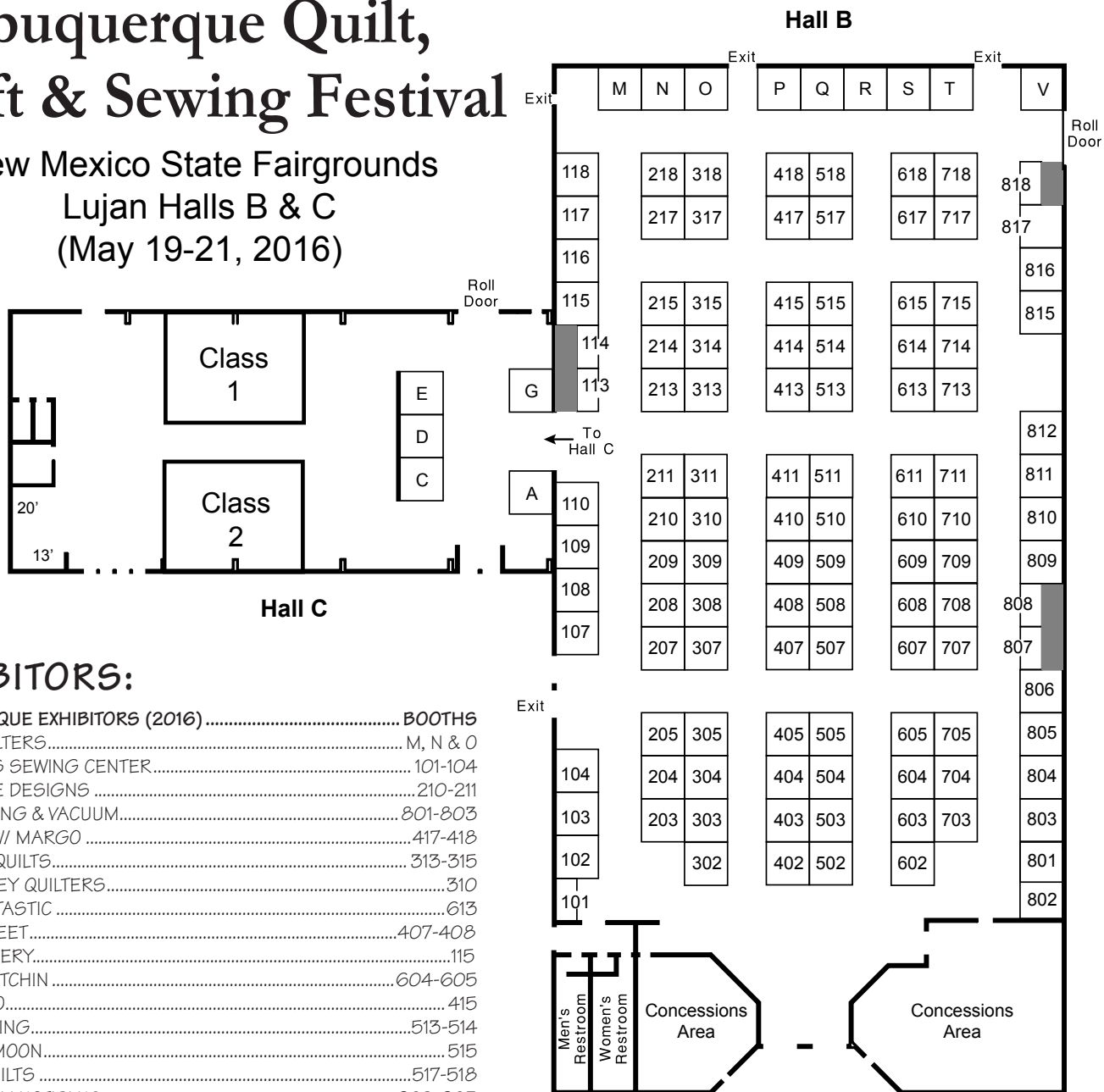


	11:00 A.M.	12:00 Noon	1:00 P.M.	2:00 P.M.
Class 1	Raylene Salazar Less than Traditional/ "Quilting Charlie's Way" (Class One / The Basics)	Connie Spurlock Anyone Can Do Fusible Applique!	Raylene Salazar More From "Less Than Traditional" (Class Two / Moving On)	Connie Spurlock Fast, Fun & Easy, 30 Minute Gifts You Can Do!
Class 2	Cindy Losekamp Embroidery, Embellishment & Beyond	Linda Winner Stitchin' For The Kitchen	Joyce Martin Perez Sashiko 1-2-3 Running Stitch Embroidery	Cindy Losekamp Tell Stories Through Memory Quilting

All Seminars are Free of Charge
(with your admission ticket)

Albuquerque Quilt, Craft & Sewing Festival

New Mexico State Fairgrounds
Lujan Halls B & C
(May 19-21, 2016)



EXHIBITORS:

ALBUQUERQUE EXHIBITORS (2016)	BOOTH#
ANGEL QUILTERS.....	M, N & O
ANN SILVA'S SEWING CENTER.....	101-104
BEE UNIQUE DESIGNS	210-211
BOB'S SEWING & VACUUM.....	801-803
BRAIDING W/ MARGO	417-418
BUSY BEE QUILTS.....	313-315
CHINO VALLEY QUILTERS.....	310
CRAFT FANTASTIC	613
CREATIVE FEET.....	407-408
CUTCO CUTLERY.....	115
DESERT STITCHIN	604-605
DIPPITY DUO.....	415
G & P TRADING.....	513-514
HAWAIIAN MOON.....	515
KATHY'S QUILTS	517-518
KERRY'S KOLLECTIBLES.....	602-603
LINDEE G. EMBROIDERY.....	207-208
LUMENARIS	703-705
MARTELLI ENTERPRISES	217-218
MEASUREMATIC.....	205
NEW ERA DISTRIBUTING	C, D & E
NEW MEXICO QUILTER'S ASSOCIATION.....	309
ORIGAMI OWL	807-808
PAIN FREE PILLOW.....	318
PIECEFUL DESIGNS	614-615
PM QUILTING.....	213-215
POCKET CHANGE FABRIC	804-806
QUILTER'S COVE.....	809-812
QUILTER'S GIFT SHOP.....	116-118
QUILTER'S HAVEN / JUSTNOTIONS.COM.....	107-110
QUILTS IN THE ATTIC	708-711
ROCHELLE'S FINE FABRIC & QUILTING	R, S & T
RYAN'S SEWING & VACUUM	402-405 & 502-505
SEW ARTFULLY YOURS.....	203-204
SEW ERGO ADVANTAGE.....	209
SEW N SOLES	317

SEW SO SHOP.....	713-715
SEW VERY SMOOTH	311
SEW WONDERFUL DREAMS	815-816
SEWING EMPORIUM.....	610-611
SOUTHWEST DECORATIVES & KOKOPELLI QUILTING CO.	307-308
SPECIALTY HEMSTITCHING	817
TESSLER STAMPS.....	410-411
THE QUILT HOUSE	717-718
THE RABBIT HOLE QUILT SHOP.....	507-511
THREAD BEAR	409
TIN LIZZIE	707
TQM PRODUCTS	A
TRAVELING DESIGNS.....	617-618
TWISTED SCISSOR	302-305
UNIQUE SEWING FURNITURE.....	607-609
UNIQUELY CRAFTS.....	113-114
WALK THE WALK SHOES & SANDALS	P & Q
WALKINGSHAW ENTERPRISES.....	G
WINLINE TEXTILES.....	413-414