

**Free Parking in Gold Lot!
Lots of New & Exciting Exhibitors!**

Northwest Quilt, Craft & Sewing Festival

October 18, 19 & 20, 2018

at the Washington State Fairgrounds in Puyallup
(Pavilion Building – Enter at Gold Gate)

Thursday & Friday (10 am - 5 pm)
Saturday (10 am - 4 pm)

**Don't
Miss
Upstairs!**
Lots of Booths,
Classes &
Concessions.

PLATINUM SPONSORS

brother
at your side

baby lock

JANOME
WHAT'S NEXT

**Handi
Quilter®**
Designed by a Quilter, for Quilters.®

WELCOME:

The Rusty Barn Promotion Group, Inc. welcomes you to the 11th annual Puyallup Quilt, Craft & Sewing Festival at the Washington State Fairgrounds in Puyallup.

At our show you will find a wide variety of Sewing, Quilting, Needle-art and Craft supply exhibits from many quality local and national companies. In addition, you will have the opportunity to participate in one or more of the many "Make and Take" Workshops or FREE educational Seminars.

Your ticket is good all three days of the show — so please take your time and don't miss any of the exciting new products, techniques or educational ideas.

Rusty Barn Promotion Group, Inc.
Chris Butler and Eric Spillet
800-71 (RUSTY)

2022 South 2100 East, Suite 201
Salt Lake City, Utah 84108
rustybarn1@aol.com

SHOW RULES:

The following rules are established for everyone's comfort and safety. We hope these guidelines will help make this event as enjoyable as possible.

PLEASE DO NOT TOUCH - Please do not touch the displays. If you would like help with a display, please ask the exhibitor for assistance.

CHILDREN - Children **must** be supervised at all times by an adult. We do not recommend small children participate in the workshops.

FOOD-DRINKS-SMOKING - There will be no food or drinks permitted on the show floor, except in the concession areas. Smoking is **not** permitted anywhere in the building.

VIDEOS-PHOTOGRAPHS-SKETCHING - Photography, video taping, or sketching of the exhibitors' booths or merchandise is not permitted.

**FREE
COPY**

FREE EXHIBITOR SEMINAR DESCRIPTIONS

CUT TIME, QUILT MORE

Niki w/ Quality Sewing (booth # 304)

Come learn what the GO! Fabric Cutting System is all about. You'll learn tips and techniques for getting the most use out of your fabric with the AccuQuilt GO. See how to use the innovative Qubes to make 72 different blocks perfectly – and 90% faster, too! You'll also be introduced to the many ways to use strip dies. Managing your stash and scraps is a breeze with dies to cut your own fabric into standard pre-cut sizes quickly and accurately. You'll see firsthand how fast and easy it is to cut detailed shapes for applique as well. Whether you have trouble rotary cutting due to physical challenges or you are looking for a better way to cut, this class is for you!

Classroom #1, 2:00 pm

DESIGNER TIPS & SOME TRICKS TOO!

Connie Spurlock (booth #118)

Finding ways to make each step of your project easier, not only completes the project faster but makes sewing even more fun! Let a pattern designer teach you some easy tips and techniques from quick stitching to perfectly binding on your quilts. This class will help

you to be more accomplished in your sewing and give you some fun gift ideas too.

Classroom #1, 1:00 pm

GET 'ER DONE!

Linda Winner (booth #839)

Short on time? Need to sew for friends, family and others? Want to get those creative juices flowing? Well... get 'er done! Linda will share lots of cutting & sewing techniques that will cut down on time but leave you wanting more!

Classroom #1, 12:00 noon

"LESS THAN TRADITIONAL" (CLASS ONE / THE BASICS)

Raylene Salazar (booth #908)

Come and learn the basic pattern for quick and easy circle quilts! This pattern is easy enough for a new quilter but fast and fun for all! Make Pin Cushions to King Size quilts and everything in between. Never be afraid of circles again! With LTT you can get lots of different looks. The possibilities are endless! In addition we will show you some of our favorite and most useful notions! Everyone is welcome!

Classroom #2, 11:00 am

MORE FROM "LESS THAN TRADITIONAL" (CLASS TWO / MOVING ON)

Raylene Salazar (booth #908)

Now that you have seen the basic pattern in Class 1, in this continuation of Less Than Traditional we will open up a world of possibilities! We will show you by making a simple block change or slight variation to the original that you can get the look of many traditional patterns. Learn to use up that stash of fabric you already have! We will also show how easy it is to use Less Than Traditional to make beautiful flowers for all seasons. No worries if you missed Class 1, simply come by the booth and we will catch you up.

Classroom #2, 1:00 pm

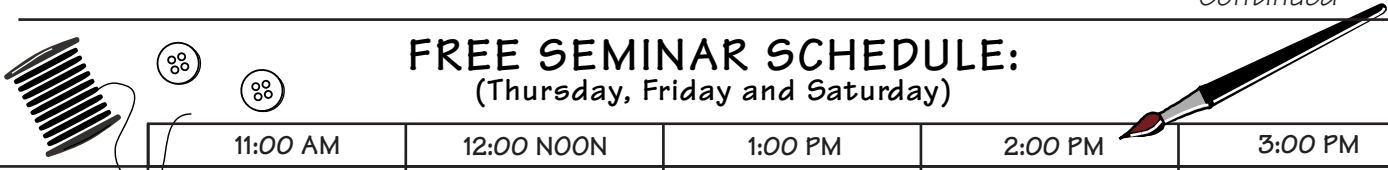
MORE TEN DEGREE RULER PROJECTS!

Connie Spurlock (Booth #118)

Using a ten degree ruler is a snap but if you have stopped at table runners, there is a lot more possibilities in your future. Cut some wedges and make a great (and easy) one of a kind decorator sweatshirt jacket, Christmas tree skirts, purses and tote bags by using the ruler to it's full potential. You will find many quick projects for fun gifts and you don't have to be

Continued

FREE SEMINAR SCHEDULE: (Thursday, Friday and Saturday)



	11:00 AM	12:00 NOON	1:00 PM	2:00 PM	3:00 PM
Classroom 1	CONNIE SPURLOCK More Ten Degree Ruler Projects!	LINDA WINNER Get 'Er Done	CONNIE SPURLOCK Designer Tips & Some Tricks Too	NIKI W/ QUALITY SEWING Cut Time, Quilt More	LINDA WINNER Not Your Average Cozy
Classroom 2	RAYLENE SALAZAR "Less Than Traditional" (Class One/The Basics)	LAURA RAPAI Stabilizing Success for All Fabrics & Embroideries!	RAYLENE SALAZAR More From "Less Than Traditional" (Class Two/Moving On)	LANA JONES Quilt Like a Pro!	PAM KEENAN Quick & Easy Quilts

FREE EXHIBITOR SEMINAR DESCRIPTIONS Cont.

a quilter to use this ruler with great success!

Classroom #1, 11:00 am

NOT YOUR AVERAGE COZY

Linda Winner (booth #839)

By now you've probably made a Microwave Bowl Cozy or thought about making one. Or maybe you've gotten one as a gift. But you haven't seen one like this. Linda will take the average bowl cozy and amp it up! First, we'll see how to make it faster and better. Then we'll turn it into an ice cream cozy, a plate warmer, a trivet and a potato bag. See how easy it is to adjust for different sizes of bowls and plates. Then we'll add a handle or two to make it a carrier that's perfect for odd sized items like Pyrex, Tupperware, cookie and pie plates, loaf pans & more.

It's not just for your microwave anymore!

Classroom #1, 3:00 pm

QUICK & EASY QUILTS

Pam Keenan (booth #717)

Learn how to make quick and easy quilts from a panel. Learn new techniques for making quilts with beautiful panels you have purchased. I will teach how to access websites to get free patterns and/or purchase patterns to go with the panels you have already purchased. This class is for beginners and advanced quilters.

Classroom #2, 3:00 pm

QUILT LIKE A PRO!

Lana Jones (booth #304)

Have you always wanted to quilt like a professional? See how with the right tools and techniques. Lana will share tips and tricks for

free motion quilting. Plus she will show you how you can use your machine to quilt designs without drawing them first or following stencils. See how the new Ruler Foot and Quilting Templates from Westalee will make your quilting a breeze with your sewing machine.

Classroom #2, 2:00 pm

STABILIZING SUCCESS FOR ALL FABRICS & EMBROIDERIES!

Laura Rapai (Booth #104)

Learn the important steps to obtain the most beautiful stitching from your embroidery machine. Explore needles, thread, hooping techniques, design placement, design correction and most importantly, what type of stabilizer to use for pucker-free embroideries or centered designs.

Classroom #2, 12:00 Noon

EXHIBITOR MAKE & TAKE WORKSHOPS:

Sign up at the exhibitor booth for each workshop

BUTTERFLY LACE PIN

TSC Designs

Dye the TSC Designs Butterfly lace with Tsukineko Fabric Inks, embellish with rhinestones to make a vivid, colorful butterfly pin.

Booth #855, \$5.00

GREETING CARD EMBELLISHMENTS

Pocket Change Fabrics

Learn to make beautiful greeting cards from fabric. We have all different fabric designs to choose from, and the

markers and colored pencils to design your own personal card.

Booth #717, \$3.00

HOLIDAY TEA TOWEL

Sew Wonderful Dreams

Come and let us show you how easy fusible appliqué can be. We bring everything you need to make an adorable holiday tea towel. Choice of holiday patterns and terrific holiday tea towels to put them on. Instruction, appliqué and enthusiasm provided. Come and join us for the appliqué party!


Booth #118, \$5.00

WOOL NEEDLE SCISSOR HOLDER

Quilts in the Attic

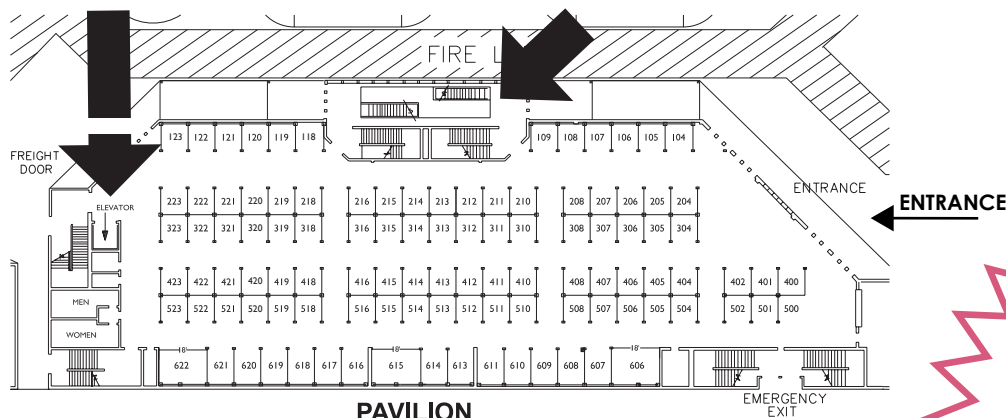
Join us and make a cute wool needle holder!

Booth #123, \$15.00

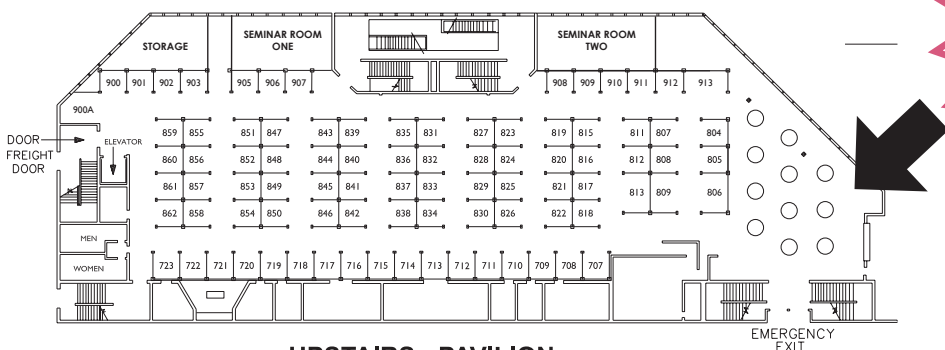


ELEVATOR

ESCALATORS TO UPSTAIRS



PAVILION



UPSTAIRS - PAVILION

Be one of the first
200 people to go
upstairs and receive a FREE
cup of coffee or hot chocolate!

Don't Miss Upstairs!
Lots of Booths,
Classes &
Concessions.

EXHIBITORS:

PUYALLUP EXHIBITORS (2018).....	BOOTHS	
108" QUILT BACKINGS.....	817-818	
AMERICAN SEWING GUILD.....	713	
BEE UNIQUE DESIGNS.....	835-836	
BJ'S FABRICS & QUILTS.....	832-834	
BLOCK PARTY STUDIOS.....	851-852	
BLUE PETUNIA QUILTS.....	410-412	
BO-NASH INC.....	515-516	
BOERSMA'S SEWING CENTER.....	619-621	
BONNIE SEWELL DESIGNS.....	402 & 502	
CALICO COUNTRY.....	613-614	
CITY VACUUM & SEWING.....	418-419 & 518-519	
COUNTED QUILTS.....	712	
COVINGTON QUILTERS GUILD.....	705	
CRAZY QUILTERS OF FEDERAL WAY.....	716	
CREATIVE FEET.....	819	
EASY FAB / FABRIC STUDIO.....	212	
ECLIPSE QUILTER.....	837-838	
FABRIC CHICKS.....	400-401 & 500-501	
FABRIC ZOOM.....	816	
FEATHER YOUR NEST QUILT STORE.....	859-860	
G & P TRADING.....	622	
GAMMILL NORTHWEST.....	521-523	
GLITZ & GLAMOUR.....	407-408	
HAWAIIAN MOON.....	830	
KAI SCISSORS.....	823-825	
KATHY QUILTS / BLOCK ROCKIT.....	905-907	
LULAROE DONA HAUN.....	853-854	
MAENDELEO.....	841-842	
MAGNIFICENT QUILTING COMPANY.....	820	
MARTELLI ENTERPRISES.....	839-840	
MEASUREMATIC.....	510	
MONICA'S QUILT & BEAD CREATIONS.....	413-416	
MORE THE MERRIER DESIGNS.....	210-211	
NOT JUST QUILTZ.....	420-422	
OFF THE WALL QUILT.....	709-711	
OLISO IRON.....	846	
PACIFIC FABRICS & CRAFTS.....	504-508	
PATTI CAKES QUILT SHOP.....	847-848	
PAULINE'S QUILTERS WORLD.....	827-828	
PIECEFUL DESIGNS.....	615 (AN 18' BOOTH)	
POCKET CHANGE FABRIC.....	717-719	
PRIVATE SOURCE QUILTING.....	811-813	
PURELY GATES EMBROIDERY.....	804-806	
QUALITY SEWING.....	404-406	
QUALITY SEWING.....	204-208	
QUALITY SEWING.....	304-308	
QUALITY SEWING.....	104-109	
QUALITY SEWING.....	310-312	
QUILT N CROSS.....	321-323	
QUILT PASSIONS.....	857-858	
QUILTER'S COOP.....	821-822	
QUILTER'S COVE.....	607-609	
QUILTER'S HAVEN.....	908-912	
QUILTS IN THE ATTIC.....	121-123	
REBECCA'S COLLECTABLES.....	843-845	
REDFERN ENTERPRISES.....	815	
ROCHELLE'S FINE FABRIC . COM.....	610-611	
SEW BLESSED.....	714-715	
SEW ERGO ADVANTAGE.....	520	
SEW SO SHOP.....	616-618	
SEW WONDERFUL DREAMS.....	118-120	
SEWING EMPORIUM.....	513-514	
SEWING MACHINE SERVICE - BERNINA OF RENTON.....	218-223	
SEWN INTO THE FABRIC.....	707-708	
SHIBORI DRAGON.....	861-862	
STASH ADDICT QUILTS.....	807-808	
SUPERIOR THREADS.....	318-320	
TERRI SUE'S TOFFEE & TREATS.....	809	
THE QUILT HOUSE.....	313-316	
THE RECYCLED SPOON.....	913	
THIMBLES FOR YOU.....	826	
TOUCH OF MINK.....	423	
TRAINS & FABRICS.....	849-850	
TRIMS ON WHEELS.....	720-723	
TSC DESIGNS.....	855-856	
TWISTED SCISSOR.....	213-216	
WILLIAMS WOOLS.....	511-512	
WINLINE TEXTILE PRODUCTS.....	606 (AN 18' BOOTH)	
WORKMAN FARMS.....	900A & 900-902	
YARN & EWE.....	903	