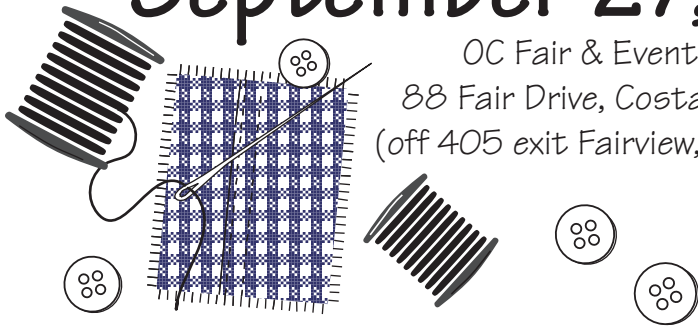


**SEW COLORFUL & CREATIVE!
OUR FOURTH ANNUAL EVENT IN ORANGE COUNTY!**

Orange County Quilt, Craft & Sewing Festival

September 27, 28, & 29, 2018

OC Fair & Event Center, Costa Mesa
88 Fair Drive, Costa Mesa / Hangar Building
(off 405 exit Fairview, off 55 exit Del Mar / Fair)



PLATINUM SPONSORS

brother
at your side

baby lock

JANOME
WHAT'S NEXT

**Handi
Quilter®**
Designed by a Quilter, for Quilters.®

WELCOME:

The Rusty Barn Promotion Group, Inc. welcomes you to the Quilt, Craft and Sewing Festival at the Orange County Fair & Event Center, Costa Mesa.

At our show you will find a wide variety of Sewing, Quilting, Needle-art and Craft supply exhibits from many quality local and national companies. In addition, you will have the opportunity to participate in one or more of the many "Make and Take" Workshops or FREE educational Seminars.

Your ticket is good all three days of the show — so please take your time and don't miss any of the exciting new products, techniques or educational ideas.

Rusty Barn Promotion Group, Inc.
Chris Butler and Eric Spillet
800-71 (RUSTY)

2022 South 2100 East, Suite #201
Salt Lake City, Utah 84108
(801) 463-1200; Fax: (801) 463-1201

SHOW RULES:

The following rules are established for everyone's comfort and safety. We hope these guidelines will help make this event as enjoyable as possible.

PLEASE DO NOT TOUCH - Please do not touch the displays. If you would like help with a display, please ask the exhibitor for assistance.

CHILDREN - Children **must** be supervised at all times by an adult. We do not recommend small children participate in the workshops.

FOOD-DRINKS-SMOKING - There will be no food or drinks permitted on the show floor, except in the concession areas. Smoking is **not** permitted anywhere in the building.

VIDEOS-PHOTOGRAPHS-SKETCHING - Photography, video taping, or sketching of the exhibitors' booths or merchandise is not permitted.

**FREE
COPY**

EXHIBITOR SEMINAR DESCRIPTIONS:

BECOME THE SMARTEST QUILTER IN YOUR GUILD BY GUIDELINES4QUILTING

John Brady (booth #120)

Anyone can follow a pattern where all the seam allowance math and when and where to use Half vs. Quarter Square Triangles is already done for you. But if you're one of those quilters who still asks questions like:

- Why is Seam Allowance Math so complicated today?
- What do I need to know to resize a pattern?
- What's the difference between half and Quarter Square Triangles and how do you decide which to use?

then this class is for you! You'll gain a clearer understanding of patterns and be able to analyze any block you see. Visit our booth and website: www.Guidelines4Quilting.com.

Classroom #1, 12:00 noon

EZ MESH TOTES

Rochelle Savage (booth #A)

Rochelle will share her quick and easy method of constructing a tote made from mesh and any novelty cotton print fabric. These totes are washable, lightweight, affordable, useful and adorable.

Classroom #2, 2:00 pm

GET 'ER DONE!

Linda Winner (booth #H)

Short on time? Need to sew for friends, family and others? Want to get those creative juices flowing? Well.... get 'er done! Linda will share lots of cutting & sewing techniques that will cut down on time but leave you wanting more!

Classroom #1, 11:00 am

"LESS THAN TRADITIONAL" (CLASS ONE / THE BASICS)

Raylene Salazar (booth #411)

Come and learn the basic pattern for quick and easy circle quilts! This pattern is easy enough for a new quilter but fast and fun for all! Make Pin Cushions to King Size quilts and everything in between. Never be afraid of circles again! With LTT you can get lots of different looks. The possibilities are endless! In addition we will show you some of our favorite and most useful notions! Everyone is welcome!

Classroom #2, 11:00 am

MORE FROM "LESS THAN TRADITIONAL" (CLASS TWO / MOVING ON)

Raylene Salazar (booth #411)

Now that you have seen the basic pattern in Class 1, in this continuation of Less Than Traditional we will open up a world of

possibilities! We will show you by making a simple block change or slight variation to the original that you can get the look of many traditional patterns. Learn to use up that stash of fabric you already have! We will also show how easy it is to use Less Than Traditional to make beautiful flowers for all seasons. No worries if you missed Class 1, simply come by the booth and we will catch you up.

Classroom #2, 1:00 pm

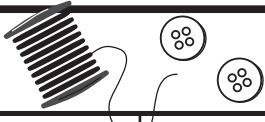
NOT YOUR AVERAGE COZY

Linda Winner (booth #H)

By now you've probably made a Microwave Bowl Cozy or thought about making one. Or maybe you've gotten one as a gift. But you haven't seen one like this. Linda will take the average bowl cozy and amp it up! First, we'll how to make it faster & better. Then we'll turn it into an ice cream cozy, a plate warmer, a trivet and a potato bag. See how easy it is to adjust for different sizes of bowls and plates. Then we'll add a handle or two to make it a carrier that's perfect for odd sized items like Pyrex, Tupperware, cookie and pie plates, loaf pans & more. It's not just for your microwave anymore!

Classroom #1, 1:00 pm

FREE SEMINAR SCHEDULE: (Thursday, Friday and Saturday)



	11:00 AM	12:00 Noon	1:00 PM	2:00 PM
Classroom 1	LINDA WINNER Get 'Er Done	JOHN BRADY Become the Smartest Quilter in Your Guild by Guidelines4Quilters	LINDA WINNER Not Your Average Cozy	No Seminar Scheduled
Classroom 2	RAYLENE SALAZAR "Less Than Traditional (Class One/The Basics)	No Seminar Scheduled	RAYLENE SALAZAR More From "Less Than Traditional" (Class Two/Moving On)	ROCHELLE SAVAGE Mesh Totes Made Easy

PLATINUM SPONSORS

brother
at your side

baby lock

JANOME
WHAT'S NEXT

**Handi
Quilter®**
Designed by a Quilter, for Quilters.®

EXHIBITOR MAKE & TAKE WORKSHOPS:

Sign up at the exhibitor booth for each workshop

CUSTOM EARRINGS

Little Shop of Treasures

Come join us and make a fun pair of custom earrings with sewing machine or scissor charms! No scheduled time, if there's a chair available, sit down and create.

Booth #506, \$5.00

EMBELLISHING FABRIC POST CARDS

Betty's Photos On Postcards

Join us in this film project to create mailable fabric postcards that can actually be mailed at the post office!

Booth #420, \$5.00

and finish the fob for you. No scheduled time, if there's a chair available, sit down and create.

Booth #506, \$3.00

WHIMSICAL LORELEI FABRIC COVERED BUTTONS

Patti Cakes Quilt Shop

Learn a quick and easy way to embellish your tote bags or clothing with the new covered button maker from Loralee Harris.

Booth #201, \$2.00

JAPANESE BRAIDING

Braiding with Margo
Kumihimo Japanese braiding on a card. Make a braided key chain using a round or octagonal card.

Booth #118, \$3.00-\$5.00

WOOL NEEDLE SCISSOR HOLDER

Quilts in the Attic

Join us and make a cute wool needle holder!

Booth #N, \$15.00

SCISSOR FOBS

The Little Shop of Treasures

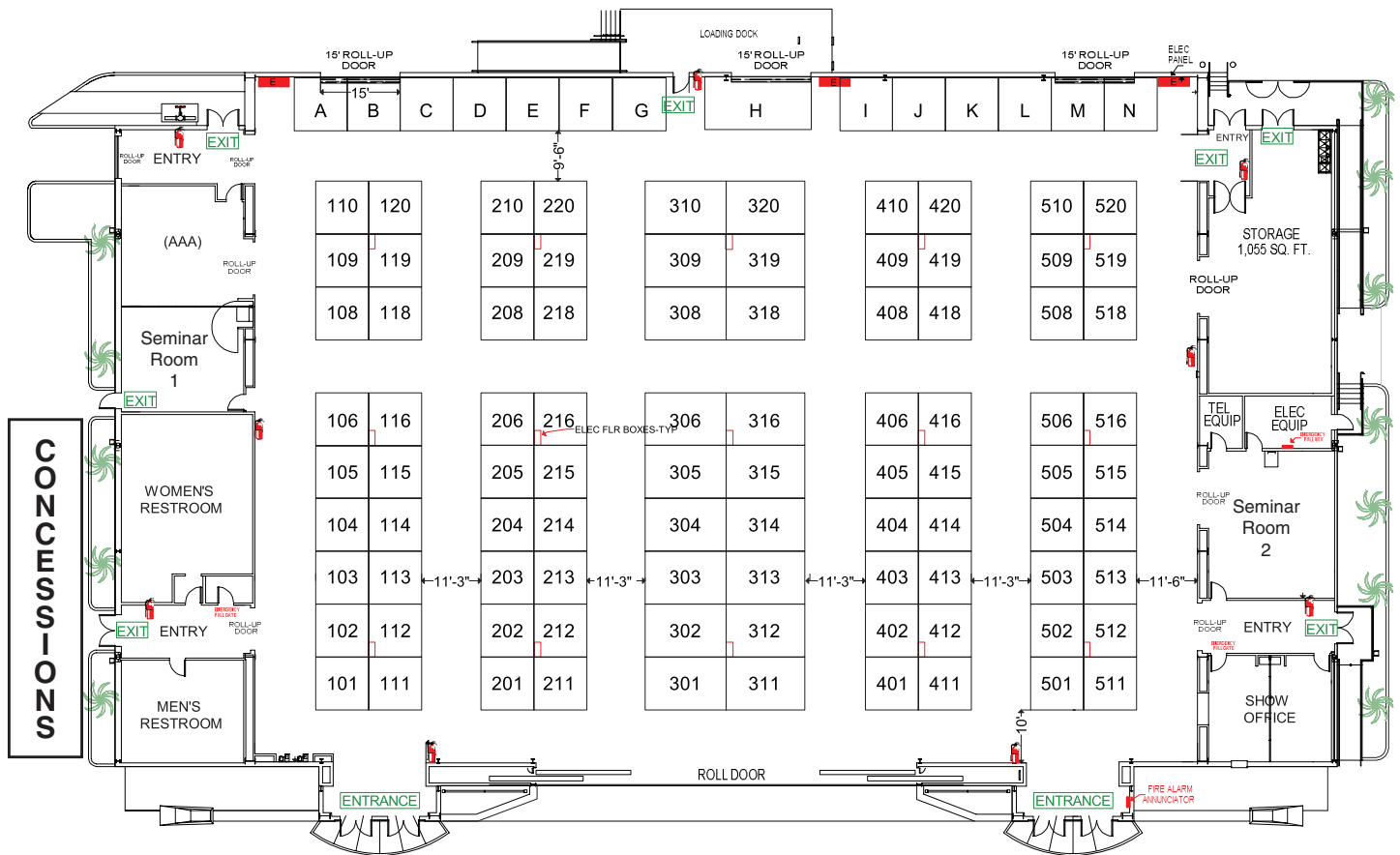
Keep your scissors from getting mixed in with the rest. Choose from hundreds of beads and crystals. We'll add a charm of your choice,



Orange County Quilt, Craft & Sewing Festival

September 27, 28 & 29, 2018

Costa Mesa Fairgrounds (Hangar Building)



ORANGE COUNTY EXHIBITORS (2018)..BOOTHS

108" QUILT BACKINGS508 & 1/2 509
 APPLES BEAD & BREAKFAST.....505
 AT ENTERPRISES.....408 & 1/2 409
 BETTY'S PHOTO ON FABRIC.....419-420
 BRAIDING W/ MARGO118 & 1/2 119
 CLASSY AMERICAN DESIGN WALLS
510 & 1/2 509
 COLOURWERX203
 COTTAGE RAGS220 & 1/2 219
 CRAFTS BY JEAN.....205-206
 CROOKED NICKEL DESIGNS.....511-512
 CUSTOM CREATIONS.....501-504
 CUTCO D
 CUTTERPILLAR210
 DAWN SKLAR RIBBON.....410 & 1/2 409
 DIANNE SPRINGER DESIGNS108 & 1/2 109
 ECLIPSE QUILTER.....218 & 1/2 219

ELNA / DAYLIGHT208-209
 G & P TRADING.....I & J
 GLOBAL MARKETPLACE116
 GUIDELINES4QUILTING.....120 & 1/2 119
 HAPPY DOLL112
 HARPER ENTERPRISES204
 JULIE'S SEWING CORNER.....105-106
 JUST JES COSMETICS / LIPSENSE BY
 SENEGENCE.....515
 KAREN NOLKE.....418
 KATHY QUILTS / BLOCK ROCKIT.....113-115
 LITTLE SHOP OF TREASURES506
 MARTELLI ENTERPRISES H
 MEASUREMATIC.....516
 MEL'S SEWING & FABRIC CENTER.....518-520
 MONICA'S QUILT & BEAD CREATIONS....304-306
 MOORE'S SEWING CENTERS401-406

MOORE'S SEWING CENTERS311-316
 NOT JUST QUILTS.....513-514
 OC SEWING & VACUUM.....101-104
 PATTI CAKES QUILT SHOP.....201-202
 PURSE MAKING SUPPLIES111
 QUILTER'S HAVEN411-414
 QUILTS IN THE ATTIC K, L, M & N
 ROCHELLE'S FINE FABRIC & QUILTING A, B & C
 SEW SO SHOP.....211-215
 SEWING EMPORIUM.....415-416
 TAILOR MADE TABLES216
 THE CALICO CUPBOARD308-310
 THE FINISHING TOUCH.....110 & 1/2 109
 THE QUILT HOUSE318-320
 THE RABBIT HOLE QUILT SHOP.....301-303
 TRIMS ON WHEELS.....AAA
 WORKMAN FARMS.....E, F & G

Attention! Attention! The Management Staff is not responsible for business dealings or representations made by the exhibitors or customers. Those using or observing display equipment & tools, designed for use by people properly trained for safe operation, agree to do so at their own risk.

Please remember that the following are prohibited: Sketching, videotaping, or photography of exhibitor's booths and/or merchandise. There may be exceptions made for the press or staff personnel with express authorization by the management.