

**Sew Creative & Colorful!
Lots of New & Exciting Exhibitors!**

Castle Rock Quilt Craft & Sewing Festival

June 28, 29 & 30, 2018

**FREE
PARKING!**

Douglas County Fairgrounds / Castle Rock, Colorado
Exit 181 / Plum Creek Parkway & Go East to Fairgrounds Rd

FESTIVAL HOURS:

Thursday, Friday, & Saturday
10:00 am - 5:00 pm (Thur & Fri)
10:00 am - 4:00 pm (Sat)

PLATINUM SPONSORS

brother
at your side

baby lock

JANOME
WHAT'S NEXT

**Handi
Quilter®**
Designed by a Quilter, for Quilters.®

WELCOME:

The Rusty Barn Promotion Group, Inc. welcomes you to the Castle Rock Quilt, Craft and Sewing Festival at the Douglas County Fairgrounds.

At our show you will find a wide variety of Sewing, Quilting, Needle-art and Craft supply exhibits from many quality local and national companies. In addition, you will have the opportunity to participate in one or more of the many "Make and Take" Workshops or FREE educational Seminars.

Your ticket is good all three days of the show — so please take your time and don't miss any of the exciting new products, techniques or educational ideas.

Rusty Barn Promotion Group, Inc.

Chris Butler & Eric Spillett

2022 South 2100 East, Suite 201

Salt Lake City, Utah 84108

(801) 463-1200; rustybarn1@aol.com

SHOW RULES:

The following rules are established for everyone's comfort and safety. We hope these guidelines will help make this event as enjoyable as possible.

PLEASE DO NOT TOUCH - Please do not touch the displays. If you would like help with a display, please ask the exhibitor for assistance.

CHILDREN - Children **must** be supervised at all times by an adult. We do not recommend small children participate in the workshops.

FOOD-DRINKS-SMOKING - There will be no food or drinks permitted on the show floor, except in the concession areas. Smoking is **not** permitted anywhere in the building.

VIDEOS-PHOTOGRAPHS-SKETCHING - Photography, video taping, or sketching of the exhibitors' booths or merchandise is not permitted.

EXHIBITOR MAKE & TAKE WORKSHOPS:

Sign up at the exhibitor booth for each workshop

ASSORTED FLAVORS TEA TOWEL

Sew Wonderful Dreams

Come make a tea towel with the most adorable chick—choose between designer fabrics and pair it with the tea towel of your choice. Learn appliqué and make someone special a gift at the same time! Material cost \$5.00 includes tea towel and appliqué. Other appliqués available also.

Booth #111, \$5.00

GREETING CARD EMBELLISHMENTS

Pocket Change Fabrics

Learn to make beautiful greeting cards from fabric. We have all different fabric designs to choose from, and the markers and colored pencils to design your own personal card.

Booth #815, \$3.00

PUNCHNEEDLE CHARMING FLOWER BASKET

Iglochkoy

Punchneedle embroidery basic hands on class! Learn about what fabrics work best and why

and how to stretch them to the proper tensions. Learn how to thread your needle and stitch correctly. This is an hour project and is embellished with a basket charm. Pre-registration required at booth. Limited to 6 students per class.

Booth #A, \$10.00

WOOL NEEDLE SCISSOR HOLDER

Quilts in the Attic

Join us and make a cute wool needle holder!

Booth #213, \$15.00

FREE EXHIBITOR SEMINAR SCHEDULE:

DESIGNER TIPS & SOME TRICKS TOO!

Connie Spurlock (booth #111)

Finding ways to make each step of your project easier, not only completes the project faster but makes sewing even more fun! Let a pattern designer teach you some easy tips and techniques from quick stitching to perfectly binding on your quilts. This class will help you to be more accomplished in your sewing and give you some fun gift ideas too.

Classroom #2, 2:00 pm

EMBELLISH THIS!

Paula with RNK (booth #701)

Learn about the great new

designs, software and stabilizers for Hope Yoder created by RNK.

Classroom 1, 12:00 noon

FIBER WHICH'ERY

Nancy Parker (booth #510)

What kind of fiber contents do you have in your fabric stash? Sometimes it's obvious, but what surprises and mysteries does your stash hold? By eliminating what the fabric is not, you can make an educated guess as to what the fabric is. Join us in learning how to use fire, chemicals, and your senses to make the best guess you can!

Classroom 2, 1:00 pm

FRENCH KNITTING

Gail Bird (booth #A)

French knitting, an old technique, but a NEW and improved tool! Make jewelry, ornaments, purse handles, headbands, garlands etc. using many different fibers, beads and charms.

Classroom #2, 3:00 pm

GET 'ER DONE!

Linda Winner (booth #616)

Short on time? Need to sew for friends, family and others? Want to get those creative juices flowing? Well... get 'er done! Linda will share lots of cutting & sewing techniques that will cut down on time but leave you wanting more!

Classroom #1, 2:00 pm

continued

FREE EXHIBITOR SEMINAR SCHEDULE Cont:

“LESS THAN TRADITIONAL” (CLASS ONE / THE BASICS)

Raylene Salazar (booth #710)
Come and learn the pattern for quick and easy circle quilts! This pattern is easy enough for a new quilter, but fast and fun for all! Make pin cushions to king-size quilts and everything in between. Never be afraid of circles again! With LTT you can get lots of different looks. The possibilities are endless! In addition, we will show you some of our favorite and most useful notions! Everyone is welcome!

Classroom 1, 11:00 am

MORE FROM "LESS THAN TRADITIONAL" (CLASS 2 / MOVING ON)

Raylene Salazar (booth #710)
Now that you have seen the basic pattern in Class 1, in this, a continuation of “Less Than Traditional,” we will open up a world of possibilities! We

will show you by making a simple block change or slight variation to the original that you can get the look of many traditional patterns. Learn to use up that stash of fabric you already have! We will also show how easy it is to use “Less Than Traditional” to make beautiful flowers for all seasons. No worries if you missed Class 1—simply come by the booth and we will catch you up.

Classroom 1, 1:00 pm

MORE TEN DEGREE RULER PROJECTS!

Connie Spurlock (Booth #111)
Using a ten degree ruler is a snap but if you have stopped at table runners, there is a lot more possibilities in your future. Cut some wedges and make a great (and easy) one of a kind decorator sweatshirt jacket, Christmas tree skirts, purses and tote bags by using the ruler to it's

full potential. You will find many quick projects for fun gifts and you don't have to be a quilter to use this ruler with great success!

Classroom #2, 12:00 noon

QUILTING MADE EASY / LEARN HOW TO QUILT USING RULERS

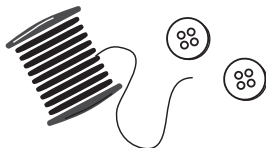
Carol Bonetti (booth #701)
Carol will give you important tips to be successful when using the Westlee Rulers from Sew Steady. Learn how to properly set up your sewing area and machine. It is SEW fun!

Classroom 1, 3:00 pm


SPRAY PAINTING 101

Sue Purdy (booth #716)
So easy, yet looks so great - this sums up spray painting. Sue will demo the technique on a t-shirt and then iron on a design to embellish it further. No time, no talent!

Classroom #2, 11:00 am



FREE EXHIBITOR SEMINAR SCHEDULE: (Thursday, Friday and Saturday)



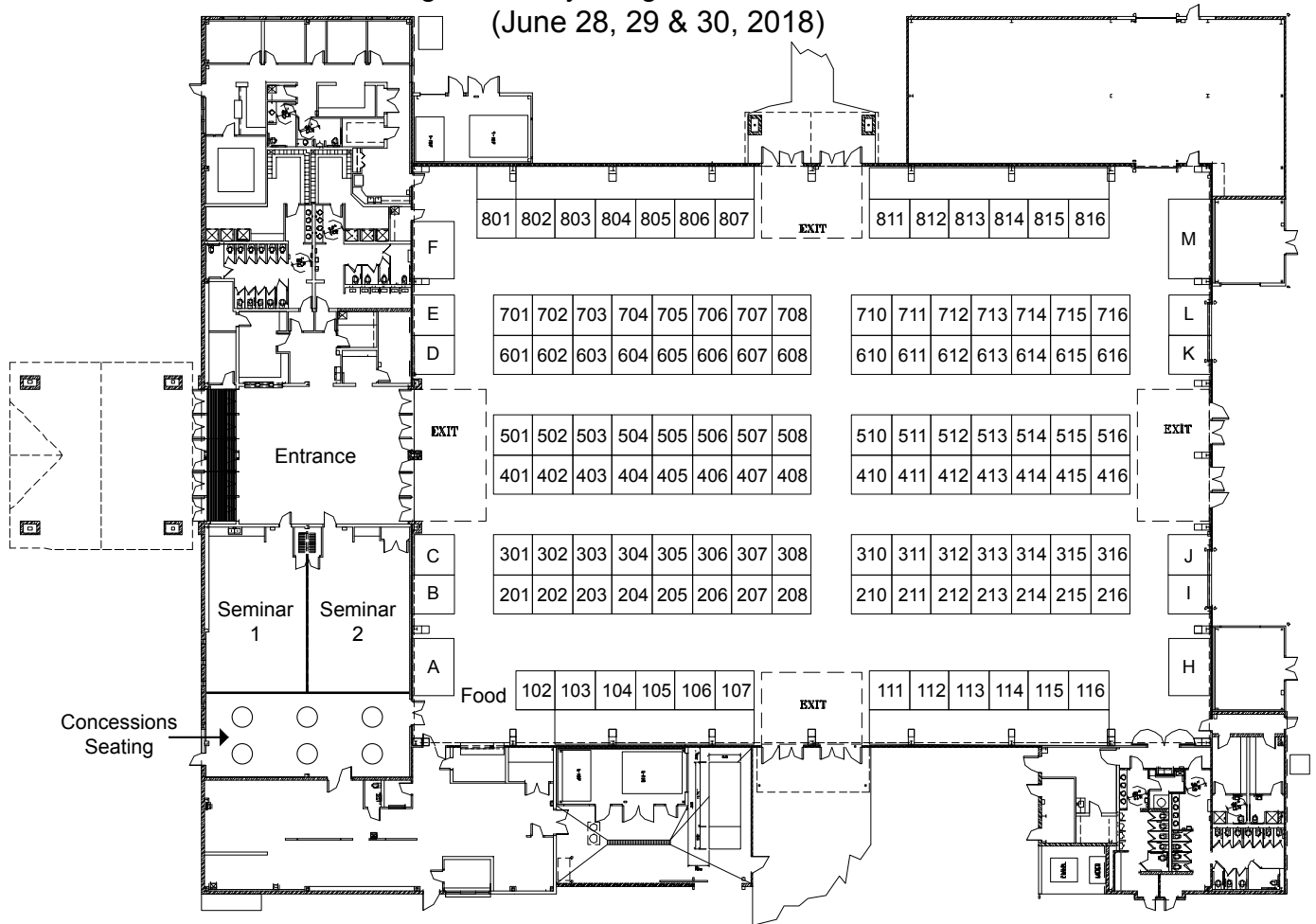
	11:00 AM	12:00 Noon	1:00 PM	2:00 PM	3:00 PM
Class 1	Raylene Salazar Less than Traditional (Class One-The Basics)	Paula With RNK Embellish This!	Raylene Salazar More From Less Than Traditional (Class Two / Moving On)	Linda Winner Get 'Er Done	Carol Bonetti Quilting Made Easy / Learn How to Use Quilt Rulers
Class 2	Sue Purdy Spray Painting 101	Connie Spurlock More Ten Degree Ruler Projects	Nancy Parker Fiber Which'ery	Connie Spurlock Designer Tips & Some Tricks Too!	Gail Bird French Knitting

All Seminars are Free of Charge
(with your admission ticket)

Castle Rock Quilt, Craft & Sewing Festival

Douglas County Fairgrounds Events Center

(June 28, 29 & 30, 2018)



EXHIBITORS:

CASTLE ROCK EXHIBITORS (2018)	BOOTH(S)
ABOVE & BEYOND SEWING & VACUUM	801-804
BUSY BEE QUILTS	805-806
COLORADO FABRICS	510-511
COPPER MOUNTAIN QUILTING	501-503
COTTON SANDWICH QUILT SHOP	102-103
CROOKED NICKEL QUILT DESIGNS	B & C
CUSTOM CREATIONS	611-614
DESIGNS BY DENISE	H
DIPPITY DUO	I & J
ECLIPSE QUILTER	410
FABRICATIONS BY DORIS	M
G & P TRADING	604-605
HAWAIIAN MOON	816
HEAVENLY THREADS	201-202
IGOLOCHKOY / BIRDHOUSE ENT.	A
ILENE BARTOS DESIGNS	706
INFINITY LOGO SOLUTIONS	807
JANOME	310-312
JUKEBOX QUILTS	707-708
KATHY QUILTS / BLOCK ROCKIT	314-316
LORALIE DESIGNS	415-416
LULAROE DONA HAUN	207-208
MARTELLI ENTERPRISES	615-616
MEASUREMATIC	610
MONICA'S QUILT & BEAD CREATIONS	514-516

MORGAN QUALITY PRODUCTS	606-607
NOLTING LONGARM QUILTING MACHINES	507-508
NOTIONS YOU NEED	K & L
OLFA DEALS	407-408
POCKET CHANGE FABRIC	813-815
PROJECT LYDIA	411
QUILTER'S COVE	601-603
QUILTER'S HAVEN	710-713
QUILTS IN THE ATTIC	210-213
REDFERN ENTERPRISES	F
ROCKY MOUNTAIN SEWING & VACUUM	301-306 & 401-406
SEW ERGO ADVANTAGE	313
SEW SO SHOP	504-506
SEW WONDERFUL DREAMS	111-112
SEW-CIETY	701-705
SEWING EMPORIUM	512-513
SUE'S SPARKLERS	714-716
THE QUILT HOUSE	412-414
THE RABBIT HOLE QUILT SHOP	104-107
THREAD BEAR	307-308
TRIMS ON WHEELS	113-116
TWISTED SCISSOR	203-206
VICTORIAN ELEGANCE JEWELRY	608
WALKINGSHAW ENTERPRISES	D & E
WINLINE TEXTILES	811-812
WORKMAN FARMS	214-216